



September 30, 2014

Fund Details

Total Assets: \$81.8 million
NAV: A Class \$9.13
NAV: F Class \$9.80
TSX Symbol: HRR.UN
Market Price: \$8.81
Current Yield: 7.49%
Distribution: \$0.055 per unit monthly
Subadvisor: Macquarie Private Portfolio Management

Top Holdings (%)

Scentre Group	18.4%
CFS Retail Property Trust Group	14.2%
Charter Hall Retail REIT	13.0%
Dexus Property Group	10.6%
Stockland	10.1%
Goodman Group	8.8%
Abacus Property Group	8.2%
Federation Centres Limited	8.1%
The GPT Group	7.4%
BWP Trust	6.4%
Charter Hall Group	6.3%
Cromwell Property Group	5.9%
Westfield Corp	5.6%
Growthpoint Properties Australia	5.4%
Goodman PLUS Trust	4.6%
Investa Office Fund	4.5%
Lend Lease Corporation Limited	4.5%
Ardent Leisure Group	4.4%
Multiplex SITES Trust	4.1%
Mirvac Group	3.3%
Foreign Currency Forward	2.3%
360 Capital Industrial Fund	1.5%
Net other liabilities	(57.6%)

Investment Objectives

The Fund invests primarily in a portfolio of equity securities listed on the Australian Securities Exchange issued by Australian real estate investment trusts (REITs).

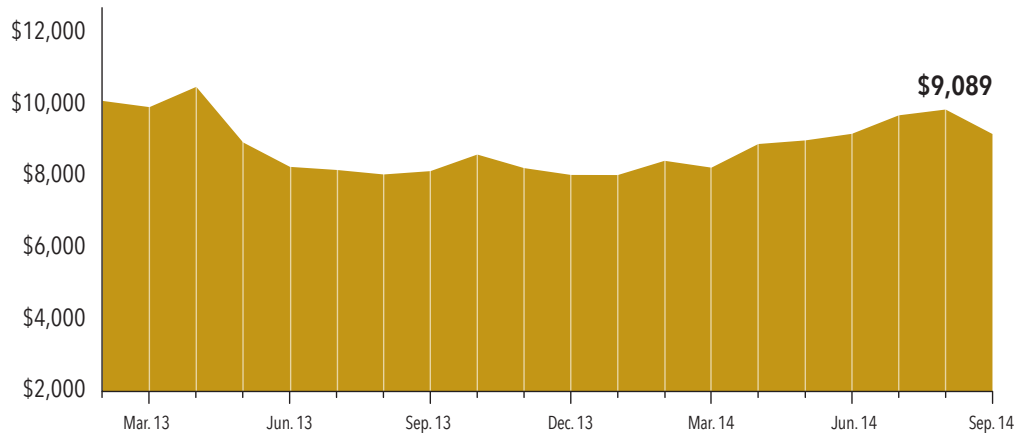
The investment objectives are to provide unitholders with monthly distributions of \$0.055 per trust unit and the opportunity for capital appreciation.

Performance

	3 Month	6 Month	1 Year	Since Inception*
Class A	(0.06%)	11.35%	12.67%	(6.07%)
Class F	1.74%	13.93%	16.33%	(3.93%)

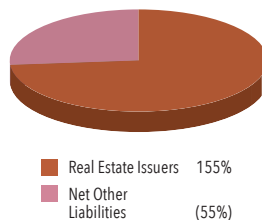
* Inception March 21, 2013

Cumulative Growth: \$10,000 Invested†

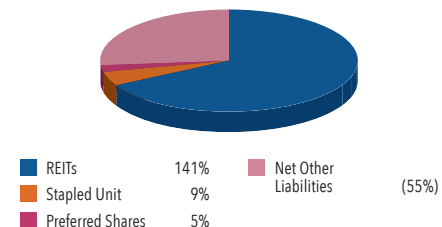


†Based on Class A

Sector Allocation (%)



Investment Allocation (%)



Portfolio Geographic Allocation: Australia 100%

Distributions (per trust unit): \$0.990 since inception (March 21, 2013)

1.866.998.8298 | harvestportfolios.com

You will usually pay brokerage fees to your dealer if you purchase or sell units of the Fund on the TSX. If the units are purchased or sold on the TSX, investors may pay more than the current net asset value when buying units of the Fund and may receive less than the current net asset value when selling them. There are ongoing fees and expenses associated with owning units of an investment fund. An investment fund must prepare disclosure documents that contain key information about the fund. You can find more detailed information about the fund in these documents. The indicated rates of return are the historical annual compounded total returns including changes in unit value and reinvestment of all distributions and do not take into account income taxes payable by any securityholder that would have reduced returns. Investment funds are not guaranteed, their values change frequently and past performance may not be repeated. 100% of distributions are received in cash. If the Fund earns less than the amounts distributed, the difference is a return of capital. The current yield is calculated based on the market price of the Fund.