



# Australian REIT Income Fund



PRESERVATION • TRANSPARENCY • INCOME

March 31, 2015

## Fund Details

**Total Assets:** \$87.7 million  
**NAV:** A Class \$10.90  
**NAV:** F Class \$11.85  
**TSX Symbol:** HRR.UN  
**Market Price:** \$10.44  
**Current Yield:** 6.32%  
**Distribution:** \$0.055 per unit monthly  
**Subadvisor:** Macquarie Private Portfolio Management Limited

## Top Holdings (%)

Scentre Group	18.2%
Novion Property Group	13.0%
Goodman Group	12.6%
Westfield Corp	12.2%
Stockland	11.3%
Dexus Property Group	10.2%
The GPT Group	9.3%
Mirvac Group	8.9%
Charter Hall Group	7.3%
Federation Centres Limited	6.9%
Abacus Property Group	6.7%
Lend Lease Corporation Limited	6.7%
Charter Hall Retail REIT	4.7%
Growthpoint Properties Australia	4.4%
Investa Office Fund	3.8%
Goodman PLUS Trust	3.3%
Ardent Leisure Group	3.3%
Multiplex SITES Trust	3.2%
BWP Trust	2.8%
Cromwell Property Group	2.0%
360 Capital Industrial Fund	1.3%
Foreign Currency Forward	0.4%
Net Other Liabilities	(52.5%)

## Investment Objectives

The Fund invests primarily in a portfolio of equity securities listed on the Australian Securities Exchange issued by Australian real estate investment trusts (REITs).

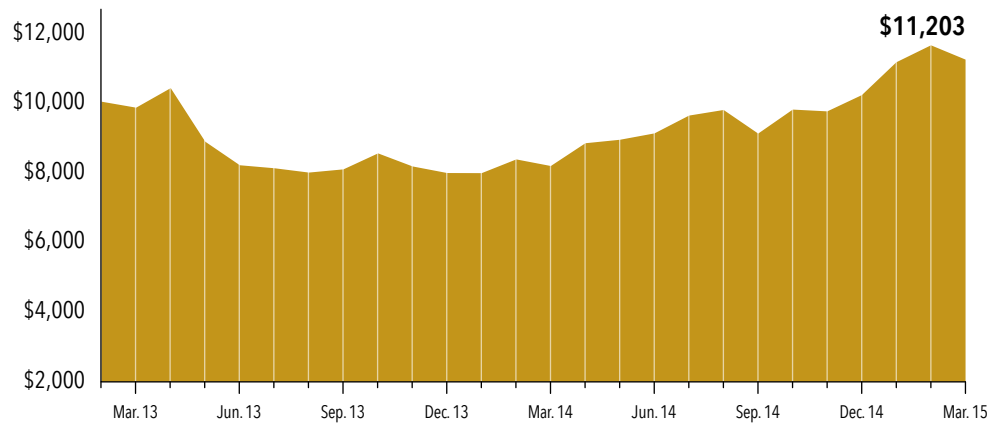
The investment objectives are to provide unitholders with monthly distributions of \$0.055 per trust unit and the opportunity for capital appreciation.

## Performance

	3 Month	6 Month	1 Year	Since Inception*
Class A	9.95%	23.26%	37.24%	5.76%
Class F	10.07%	24.56%	41.92%	8.13%

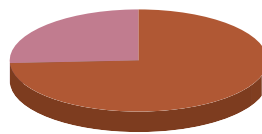
\* Inception March 21, 2013

## Cumulative Growth: \$10,000 Invested†



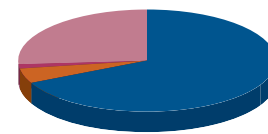
†Based on Class A

## Sector Allocation (%)



Real Estate Issuers 53%  
 Net Other Liabilities (53%)

## Investment Allocation (%)



REITs 140%  
 Preferred Shares 3%  
 Net Other Liabilities (53%)  
 Stapled Unit 10%

**Portfolio Geographic Allocation: Australia 153% Canada (53%)**

**Distributions (per trust unit): \$1.320 since inception (March 21, 2013)**

1.866.998.8298 | [harvestportfolios.com](http://harvestportfolios.com)

You will usually pay brokerage fees to your dealer if you purchase or sell units of the Fund on the TSX. If the units are purchased or sold on the TSX, investors may pay more than the current net asset value when buying units of the Fund and may receive less than the current net asset value when selling them. There are ongoing fees and expenses associated with owning units of an investment fund. An investment fund must prepare disclosure documents that contain key information about the fund. You can find more detailed information about the fund in these documents. Investment funds are not guaranteed, their values change frequently and past performance may not be repeated. Distributions are paid to you in cash unless you request, pursuant to your participation in a distribution reinvestment plan, that they be reinvested into the Class A or Class U units of the Fund. If the Fund earns less than the amounts distributed, the difference is a return of capital. The current yield is calculated based on the market price of the Fund. The information contained herein is not an offer to sell nor a solicitation to buy any security. Such an offer can only be made by prospectus or other applicable offering document.