



September 30, 2015

Fund Details

Total Assets: \$34.0 million
Distribution: \$0.07 per unit monthly
Subadvisor: Avenue Investment Management

Top 25 Holdings

Sirius XM Canada Holdings Inc.	6.8%
Mainstreet Equity Corp.	6.5%
Timbercreek Mortgage Investment Corporation	5.7%
Yellow Pages Digital & Media Solutions Limited 8% 11/30/22	5.0%
DH Corporation	4.9%
Corby Spirit and Wine Limited	4.6%
Inter Pipeline Ltd.	4.5%
Rogers Sugar Inc.	4.4%
Leon's Furniture Limited	4.1%
Whitecap Resources Inc.	4.0%
BTB Real Estate Investment Trust	3.9%
Cardinal Energy Ltd.	3.8%
Boralex Inc.	3.8%
QUALCOMM Incorporated	3.6%
TELUS Corporation	3.4%
Labrador Iron Ore Royalty Corporation	3.4%
Altria Group, Inc.	3.4%
Keyera Corp.	3.0%
Enbridge Inc.	2.9%
Great-West Lifeco Inc.	2.8%
Regions Financial Corporation	2.7%
Pembina Pipeline Corporation	2.6%
Deere & Company	2.3%
Stuart Olson Inc.	2.3%
PHX Energy Services Corp.	2.1%

Investment Objectives

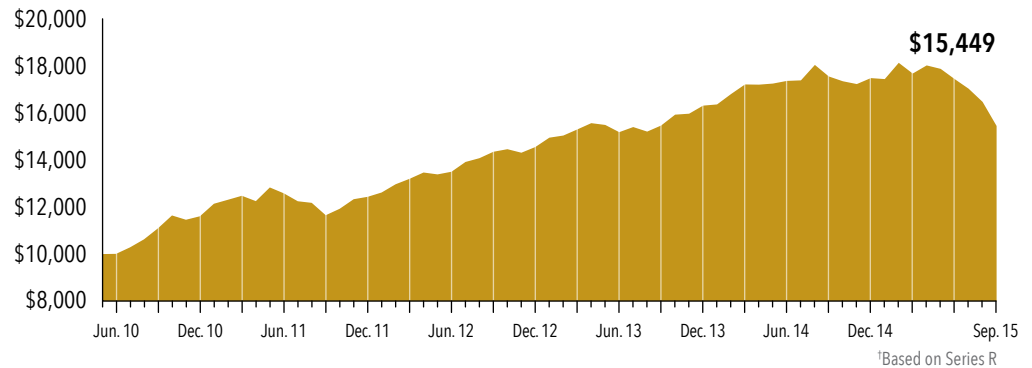
The investment objectives are to provide unitholders with monthly distributions and the potential for capital appreciation over the course of the business cycle by investing in an actively managed portfolio, comprising primarily dividend-paying securities.

Performance

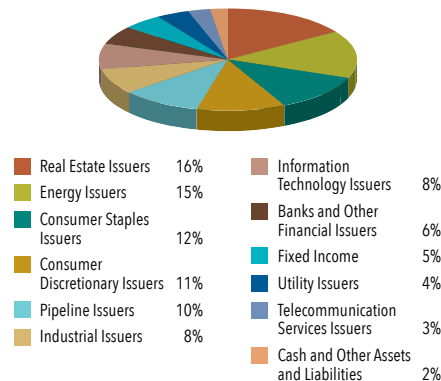
	3 Month	6 Month	1 Year	2 Year	3 Year	4 Year	5 Year	Since Inception
Series A	(11.50%)	(12.52%)	(11.77%)	0.10%	2.64%	-	-	4.41%
Series D	(11.25%)	(12.23%)	(10.95%)	-	-	-	-	(8.20%)
Series F	(11.18%)	(11.92%)	(10.51%)	1.52%	4.03%	-	-	5.84%
*Series R	(11.43%)	(12.61%)	(11.99%)	(0.06%)	2.49%	7.31%	6.84%	8.63%

* Inception date: June 29, 2010

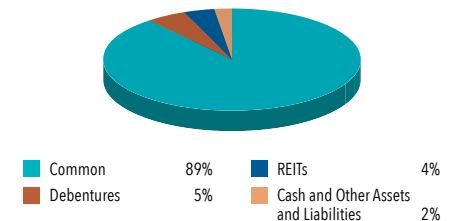
Cumulative Growth: \$10,000 Invested[†]



Sector Allocation (%)



Investment Allocation (%)



Portfolio Geographic Allocation:

Canada 88% USA 12%

Fund Codes	Series A HRV200	Series D HRV202	Series F HRV201	Series R HRV211
NAV	\$12.44	\$12.56	\$13.07	\$12.38
Current Yield	6.75%	6.69%	6.43%	6.78%

1.866.998.8298 | harvestportfolios.com

Commissions, trailing commissions, management fees and expenses all may be associated with mutual fund investments. Please read the prospectus before investing. *The Fund was originally launched as a TSX-listed closed-end fund on June 29, 2010, and converted into an open-end mutual fund on June 18, 2012. In connection with the conversion of the Fund into an open-end mutual fund, the trailing commission charged on the Class R units increased by 0.60% (increasing the aggregate annual management fee to 2.25%), and the Fund ceased using leverage in order to achieve its investment objectives. If these changes had been in effect when the Fund was created, the performance would have been lower. Indicated rates of return are the historical annual compounded total returns including changes in unit value and reinvestment of all distributions and do not take into account sales, redemption, distribution or optional charges, or income tax payable by any securityholder that would have reduced returns. Mutual funds are not guaranteed, their values change frequently and past performance may not be repeated. 100% of distributions are reinvested in the Fund unless you ask to receive your distributions in cash. If the Fund earns less than the amount distributed, the difference is a return of capital. The current yield is calculated based on the net asset value of the Fund.