



# Brand Leaders Plus Income Fund



PRESERVATION • TRANSPARENCY • INCOME

December 31, 2015

## Fund Details

**Total Assets:** \$42.7 million  
**NAV:** A Class \$8.45  
**NAV:** U Class (USD) \$8.51  
**TSX Symbol:** HBF.UN  
**Market Price:** \$8.37  
**Current Yield:** 7.77%  
**Distribution:** \$0.0542 per unit monthly  
**Subadvisor:** Highstreet Asset Management

## Top Holdings

Kimberly-Clark Corporation	5.3%
Anheuser-Busch Inbev NV ADR	5.3%
Johnson & Johnson	5.2%
General Electric Company	5.2%
HSBC HOLDINGS PLC ADR	5.2%
Microsoft Corporation	5.2%
International Business Machines Corporation	5.2%
JPMorgan Chase & Co.	5.1%
Ford Motor Company	5.1%
Kellogg Company	5.1%
PepsiCo, Inc.	5.1%
The Coca-Cola Company	5.1%
Cisco Systems, Inc.	5.1%
Accenture PLC Class A	5.1%
McDonald's Corporation	5.1%
Intel Corporation	5.0%
Deere & Company	5.0%
Diageo PLC ADR	4.9%
Apple Inc.	4.7%
Royal Dutch Shell PLC Class A ADR	4.7%
Cash and other assets and liabilities	(0.1%)
Foreign Currency Forward	(1.6%)

## Investment Objectives

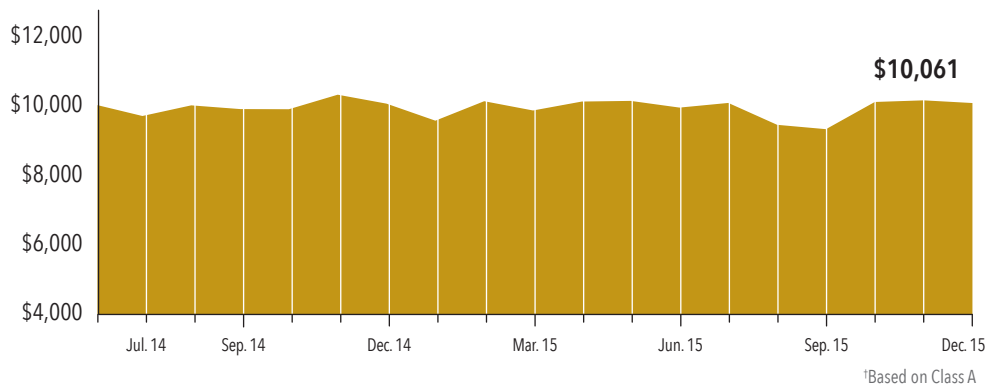
The Fund's investment objectives are to provide unitholders with: (i) monthly cash distributions, (ii) the opportunity for capital appreciation and (iii) lower overall volatility of portfolio returns than would otherwise be experienced by owning equity securities of the Brand Leaders directly.

## Performance

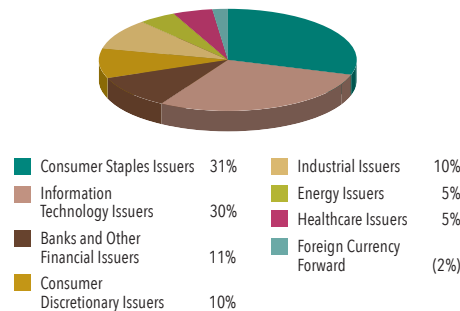
	3 Month	6 Month	1 Year	Since Inception*
<b>HBF.UN</b>	8.05%	1.32%	0.17%	0.42%

\*Inception July 24, 2014

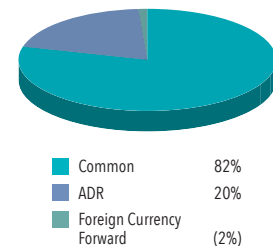
## Cumulative Growth: \$10,000 Invested<sup>†</sup>



### Sector Allocation (%)



### Investment Allocation (%)



**Portfolio Geographic Allocation: USA 100%**

**Distributions (per trust unit): \$0.921 since inception (July 24, 2014)**

1.866.998.8298 | [harvestportfolios.com](http://harvestportfolios.com)

You will usually pay brokerage fees to your dealer if you purchase or sell units of the Fund on the TSX. If the units are purchased or sold on the TSX, investors may pay more than the current net asset value when buying units of the Fund and may receive less than the current net asset value when selling them. There are ongoing fees and expenses associated with owning units of an investment fund. An investment fund must prepare disclosure documents that contain key information about the Fund. You can find more detailed information about the Fund in these documents. Investment funds are not guaranteed, their values change frequently and past performance may not be repeated. Distributions are paid to you in cash unless you request, pursuant to your participation in a distribution reinvestment plan, that they be reinvested into the Class A or Class U units of the Fund. If the Fund earns less than the amounts distributed, the difference is a return of capital. The current yield is calculated based on the market price of the Fund. The information contained herein is not an offer to sell nor a solicitation to buy any security. Such an offer can only be made by prospectus or other applicable offering document.