



Global Advantaged Telecom & Utilities Income Fund

HARVEST
PORTFOLIOS GROUP™

PRESERVATION • TRANSPARENCY • INCOME

December 31, 2015

Fund Details

Total Assets: \$13.2 million
NAV: \$11.59
TSX Symbol: HGI.UN
Market Price: \$10.66
Current Yield: 6.75%
Distribution: \$0.06 per unit monthly
Subadvisor: Avenue Investment Management

Top 25 Holdings

ProSiebenSat.1 Media AG	5.2%
Sky PLC	5.2%
Alphabet Inc. Class C	5.0%
Verizon Communications Inc.	5.0%
United Utilities Group PLC	4.9%
Veolia Environnement SA	4.5%
AT&T Inc.	4.3%
Ameren Corporation	4.2%
National Grid PLC	4.2%
PPL Corporation	3.9%
Vivendi SA	3.5%
Luxottica Group SpA	3.5%
TELUS Corporation	3.4%
Terna - Rete Elettrica Nazionale SpA	3.4%
Gas Natural SDG, SA	3.4%
Duke Energy Corporation	3.3%
Spark New Zealand Limited	3.3%
Quebecor Inc. Class B	3.2%
EDP - Energias de Portugal, SA	3.2%
SSE PLC	3.0%
Element Financial Corporation	3.0%
Deutsche Telekom AG	2.9%
Comcast Corporation Class A	2.8%
Iberdrola, SA	2.8%
UBS Group AG	2.6%

Investment Objectives

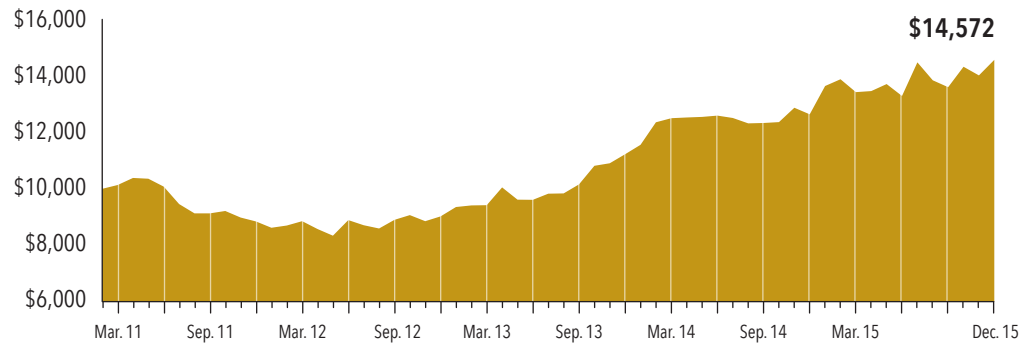
The investment objectives are to provide unitholders with exposure to an actively managed portfolio, comprising primarily equity securities of global telecom and global utilities issuers. The strategy is to provide the opportunity for both the long-term capital growth we anticipate from global telecom issuers and the stable returns we anticipate from global utilities issuers.

Performance

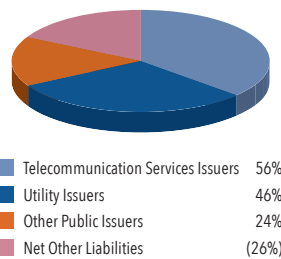
	3 Month	6 Month	1 Year	2 year	3 year	4 year	Since Inception*
HGI.UN	7.12%	9.63%	15.27%	13.92%	17.32%	13.30%	8.21%

* Inception March 23, 2011

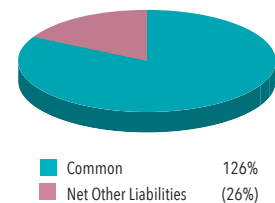
Cumulative Growth: \$10,000 Invested



Sector Allocation (%)



Investment Allocation (%)



Portfolio Geographic Allocation: EUR 55% USA 28% Canada 14% Other 3%

Distributions (per trust unit): \$3.420 since inception (March 23, 2011)

1.866.998.8298 | harvestportfolios.com

You will usually pay brokerage fees to your dealer if you purchase or sell units of the Fund on the TSX. If the units are purchased or sold on the TSX, investors may pay more than the current net asset value when buying units of the Fund and may receive less than the current net asset value when selling them. There are ongoing fees and expenses associated with owning units of an investment fund. An investment fund must prepare disclosure documents that contain key information about the Fund. You can find more detailed information about the Fund in these documents. The indicated rates of return are the historical annual compounded total returns including changes in unit value and reinvestment of all distributions and do not take into account income taxes payable by any securityholder that would have reduced returns. Investment funds are not guaranteed, their values change frequently and past performance may not be repeated. 100% of distributions are received in cash. If the Fund earns less than the amounts distributed, the difference is a return of capital. The current yield is calculated based on the market price of the Fund. The information contained herein is not an offer to sell nor a solicitation to buy any security. Such an offer can only be made by prospectus or other applicable offering document.