



Fund Details

Total Assets: \$25.2 million
Distribution: \$0.07 per unit monthly
Subadvisor: Avenue Investment Management

Top Holdings

Yellow Pages Digital & Media Solutions Limited 8% 11/30/22	7.3%
DH Corporation	6.5%
Inter Pipeline Ltd.	6.5%
Sirius XM Canada Holdings Inc.	5.0%
TELUS Corporation	4.6%
Keyera Corp.	4.4%
Mainstreet Equity Corp.	4.2%
Parkland Fuel Corporation	4.2%
Great-West Lifeco Inc.	4.2%
Whitecap Resources Inc.	4.0%
Cash and other assets and liabilities	4.0%
Enbridge Inc.	3.9%
Altria Group, Inc.	3.9%
Leon's Furniture Limited	3.9%
Stuart Olson Inc.	3.8%
Pembina Pipeline Corporation	3.8%
Labrador Iron Ore Royalty Corporation	3.7%
Chemtrade Logistics Income Fund	3.5%
Corby Spirit and Wine Limited	3.5%
Timbercreek Mortgage Investment Corporation	3.4%
Regions Financial Corporation	3.0%
BTB Real Estate Investment Trust	2.9%
Rogers Sugar Inc.	2.9%
Westshore Terminals Investment Corporation	2.9%

Investment Objectives

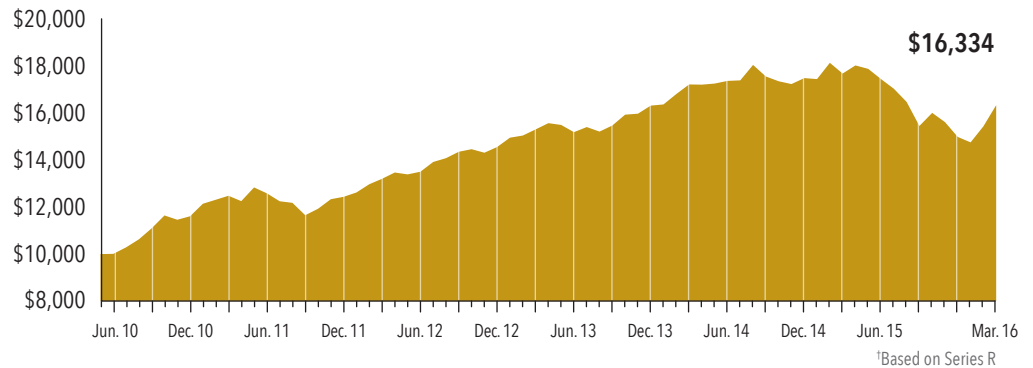
The investment objectives are to provide unitholders with monthly distributions and the potential for capital appreciation over the course of the business cycle by investing in an actively managed portfolio, comprising primarily dividend-paying securities.

Performance

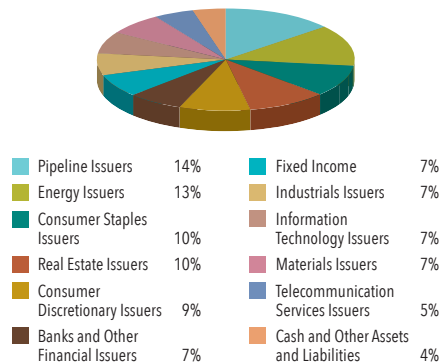
	3 Month	6 Month	1 Year	2 Year	3 Year	4 Year	5 Year	Since Inception
Series A	8.95%	5.69%	(7.54%)	(2.47%)	2.34%	-	-	5.35%
Series D	9.26%	6.36%	(6.65%)	-	-	-	-	(2.65%)
Series F	9.34%	6.57%	(6.14%)	(1.04%)	3.79%	-	-	6.83%
*Series R	9.03%	5.73%	(7.61%)	(2.59%)	2.20%	5.47%	5.53%	8.90%

* Inception date: June 29, 2010

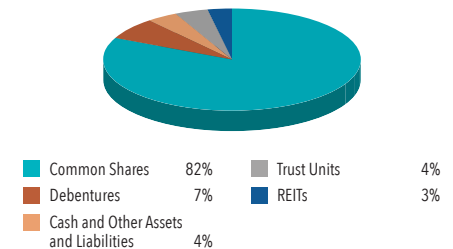
Cumulative Growth: \$10,000 Invested[†]



Sector Allocation (%)



Investment Allocation (%)



Portfolio Geographic Allocation:

Canada 93% USA 7%

Fund Codes	Series A HRV200	Series D HRV202	Series F HRV201	Series R HRV211
NAV	\$12.71	\$12.91	\$13.49	\$12.65
Current Yield	6.61%	6.51%	6.23%	6.64%

1.866.998.8298 | harvestportfolios.com

Commissions, trailing commissions, management fees and expenses all may be associated with mutual fund investments. Please read the prospectus before investing. *The Fund was originally launched as a TSX-listed closed-end fund on June 29, 2010, and converted into an open-end mutual fund on June 18, 2012. In connection with the conversion of the Fund into an open-end mutual fund, the trailing commission charged on the Class R units increased by 0.60% (increasing the aggregate annual management fee to 2.25%), and the Fund ceased using leverage in order to achieve its investment objectives. If these changes had been in effect when the Fund was created, the performance would have been lower. Indicated rates of return are the historical annual compounded total returns including changes in unit value and reinvestment of all distributions and do not take into account sales, redemption, distribution or optional charges, or income tax payable by any securityholder that would have reduced returns. Mutual funds are not guaranteed, their values change frequently and past performance may not be repeated. 100% of distributions are reinvested in the Fund unless you ask to receive your distributions in cash. If the Fund earns less than the amount distributed, the difference is a return of capital. The current yield is calculated based on the net asset value of the Fund.