



Australian REIT Income Fund



PRESERVATION • TRANSPARENCY • INCOME

June 30, 2016

Fund Details

Total Assets: \$48.6 million
NAV: A Class \$11.97
NAV: F Class \$13.42
TSX Symbol: HRR.UN
Market Price: \$11.55
Current Yield: 5.71%
Distribution: \$0.055 per unit monthly
Subadvisor: Macquarie Private Portfolio Management Limited

Top Holdings

Scentre Group	21.0%
Stockland	15.1%
Vicinity Centres	14.9%
Goodman Group	13.6%
The GPT Group	13.1%
Mirvac Group	11.5%
Dexus Property Group	11.0%
Westfield Corporation Limited	7.4%
Charter Hall Group	7.0%
Growthpoint Properties Australia Limited	5.5%
Goodman PLUS Trust	3.5%
Aveo Group	3.4%
Multiplex SITES Trust	3.1%
BWP Trust	2.2%
Lend Lease Group	2.1%
Aventus Retail Property Fund.	1.7%
360 Capital Industrial Fund	1.6%
Asia Pacific Data Centre Group	1.4%
Cromwell Property Group	1.3%
Foreign Currency Forward	(1.6%)
Net Other Liabilities	(38.8%)

Investment Objectives

The Fund invests primarily in a portfolio of equity securities listed on the Australian Securities Exchange issued by Australian real estate investment trusts (REITs).

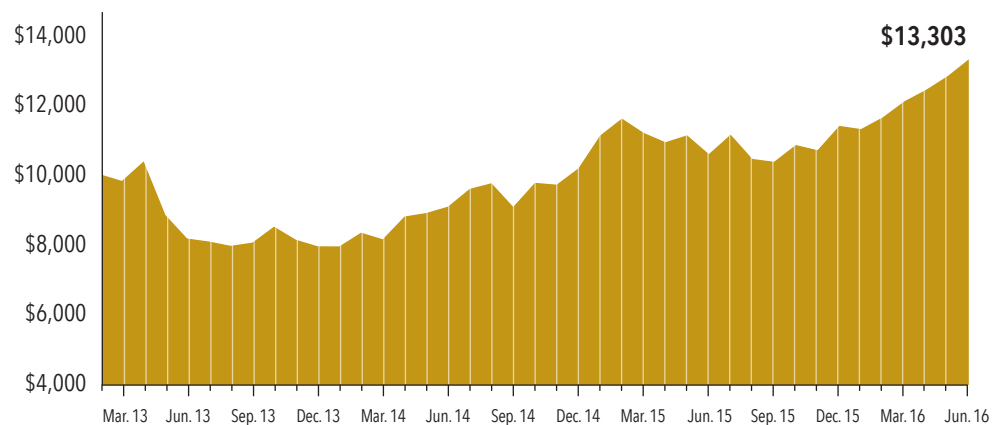
The investment objectives are to provide unitholders with monthly distributions of \$0.055 per trust unit and the opportunity for capital appreciation.

Performance

	3 Month	6 Month	1 Year	2 Year	3 Year	Since Inception*
Class A	9.90%	16.68%	25.56%	20.95%	17.58%	9.10%
Class F	10.02%	16.93%	26.33%	24.03%	20.17%	11.35%

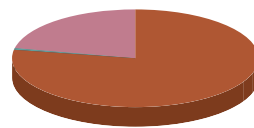
*Inception March 21, 2013

Cumulative Growth: \$10,000 Invested*



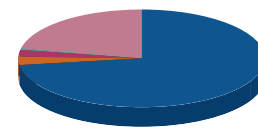
*Based on Class A

Sector Allocation (%)



Real Estate Issuers	140%
Foreign Currency Forward	(1%)
Net Other Liabilities	(39%)

Investment Allocation (%)



REITs	131%	Foreign Currency Forward	(1%)
Stapled Unit	5%	Net Other Liabilities	(39%)
Preferred Shares	4%		

Portfolio Geographic Allocation: **Australia 100%**

Distributions (per trust unit): **\$2.145 since inception (March 21, 2013)**

1.866.998.8298 | harvestportfolios.com

You will usually pay brokerage fees to your dealer if you purchase or sell units of the Fund on the TSX. If the units are purchased or sold on the TSX, investors may pay more than the current net asset value when buying units of the Fund and may receive less than the current net asset value when selling them. There are ongoing fees and expenses associated with owning units of an investment fund. An investment fund must prepare disclosure documents that contain key information about the Fund. You can find more detailed information about the Fund in these documents. Investment funds are not guaranteed, their values change frequently and past performance may not be repeated. Distributions are paid to you in cash unless you request, pursuant to your participation in a distribution reinvestment plan, that they be reinvested into the Class A or Class F units of the Fund. If the Fund earns less than the amounts distributed, the difference is a return of capital. The current yield is calculated based on the market price of the Fund. The information contained herein is not an offer to sell nor a solicitation to buy any security. Such an offer can only be made by prospectus or other applicable offering document.