



US Buyback Leaders Fund



PRESERVATION • TRANSPARENCY • INCOME

June 30, 2016

Fund Details

Total Assets: \$39.1 million
NAV: A Class \$7.34
NAV: U Class (USD) \$7.49
TSX Symbol: HUL.UN
Market Price: \$7.04
Current Yield: 5.68%
Distribution: \$0.10 per unit quarterly
Portfolio Manager: Harvest Portfolios Group Inc.

Top 25 Holdings

Macy's, Inc.	4.5%
The Travelers Companies, Inc.	4.5%
Abbvie Inc.	4.4%
Northrop Grumman Corporation	4.3%
Intuit Inc.	4.3%
Corning Incorporated	4.3%
AmerisourceBergen Corp.	4.2%
Illinois Tool Works Inc.	4.2%
United Technologies Corp.	4.1%
Gilead Sciences, Inc.	4.1%
The Allstate Corporation	4.0%
Time Warner Inc.	4.0%
Apple Inc.	3.9%
The Boeing Co.	3.9%
Wells Fargo & Company	3.9%
QUALCOMM Incorporated	3.9%
CBS Corporation Class B NON VOTING	3.9%
The Hartford Financial Services Group, Inc.	3.9%
W.W. Grainger Inc.	3.9%
Marriott International, Inc. Class A	3.9%
American International Group Inc.	3.8%
Motorola Solutions, Inc.	3.7%
The Goldman Sachs Group, Inc.	3.7%
General Motors Co.	3.6%
Valero Energy Corporation	3.6%

Investment Objectives

The Fund's investment objectives are to provide unitholders with the opportunity for capital appreciation and quarterly cash distributions.

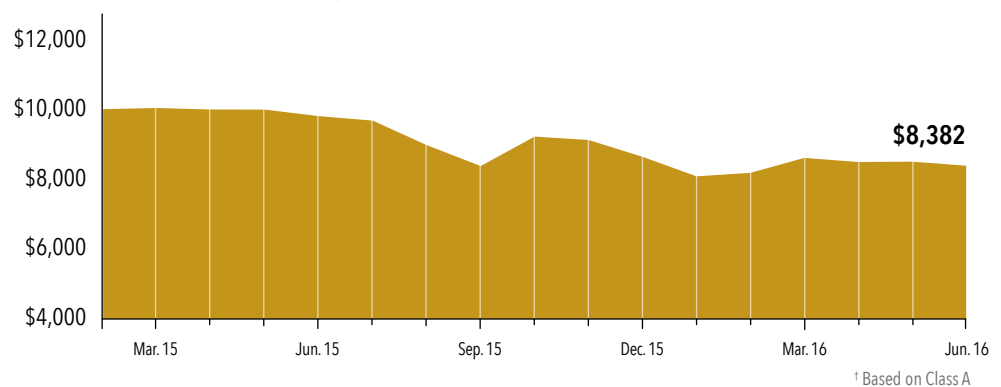
The Fund will invest in an equally weighted portfolio of equity securities of the 25 issuers with the largest dollar amount of shares repurchased over the prior four quarters for which information is publicly available relative to the issuer's current market capitalization that meet the following criteria: (i) are included in the S&P 500 Index, (ii) have a market capitalization that is at least US\$10 billion as determined at the time of investment, (iii) are incorporated in the United States of America, (iv) pay a dividend and v) have bought back their shares within the prior four quarters as determined at the time of investment.

Performance

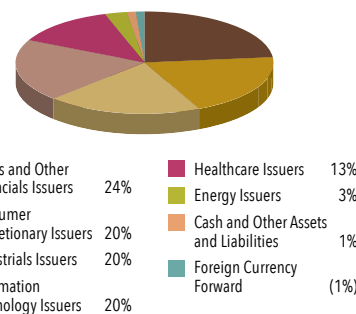
	3 Month	6 Month	1 Year	Since Inception*
Class A	(2.59%)	(2.94%)	(14.46%)	(13.02%)
Class U	(2.47%)	(1.92%)	(12.90%)	(11.63%)

*Inception March 25, 2015

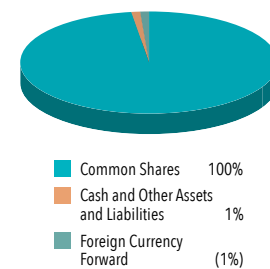
Cumulative Growth: \$10,000 Invested†



Sector Allocation (%)



Investment Allocation (%)



Portfolio Geographic Allocation: USA 100%

Distributions (per trust unit): \$0.500 since inception (March 25, 2015)

1.866.998.8298 | harvestportfolios.com

You will usually pay brokerage fees to your dealer if you purchase or sell units of the Fund on the TSX. If the units are purchased or sold on the TSX, investors may pay more than the current net asset value when buying units of the Fund and may receive less than the current net asset value when selling them. There are ongoing fees and expenses associated with owning units of an investment fund. An investment fund must prepare disclosure documents that contain key information about the Fund. You can find more detailed information about the Fund in these documents. Investment funds are not guaranteed, their values change frequently and past performance may not be repeated. Distributions are paid to you in cash unless you request, pursuant to your participation in a distribution reinvestment plan, that they be reinvested into the Class A or Class U units of the Fund. If the Fund earns less than the amounts distributed, the difference is a return of capital. The current yield is calculated based on the market price of the Fund. The information contained herein is not an offer to sell nor a solicitation to buy any security. Such an offer can only be made by prospectus or other applicable offering document.