



September 30, 2016

**Fund Details**

**Total Assets:** \$22.4 million  
**NAV:** A Class \$7.57  
**NAV:** U Class (USD) \$7.72  
**TSX Symbol:** HUL.UN  
**Market Price:** \$7.35  
**Current Yield:** 5.44%  
**Distribution:** \$0.10 per unit quarterly  
**Portfolio Manager:** Harvest Portfolios Group Inc.

**Top 25 Holdings**

Cash and other assets and liabilities	5.6%
W.W. Grainger Inc.	4.0%
Macy's, Inc.	4.0%
Valero Energy Corporation	4.0%
The Goldman Sachs Group, Inc.	4.0%
American Airlines Group Inc.	3.9%
QUALCOMM Incorporated	3.9%
American International Group Inc.	3.9%
Gilead Sciences, Inc.	3.9%
Mead Johnson Nutrition Company	3.9%
The Hartford Financial Services Group, Inc.	3.9%
The Allstate Corporation	3.9%
Symantec Corporation	3.9%
CBS Corporation Class B NON VOTING	3.9%
Twenty-First Century Fox Inc.	3.9%
McDonald's Corporation	3.9%
American Express Company	3.9%
Delta Air Lines Inc.	3.9%
Marriott International, Inc. Class A	3.9%
The Boeing Co.	3.9%
Corning Incorporated	3.9%
The Travelers Companies, Inc.	3.9%
United Technologies Corp.	3.9%
Motorola Solutions, Inc.	3.8%
Host Hotels & Resorts Inc.	3.8%

**Investment Objectives**

The Fund's investment objectives are to provide unitholders with the opportunity for capital appreciation and quarterly cash distributions.

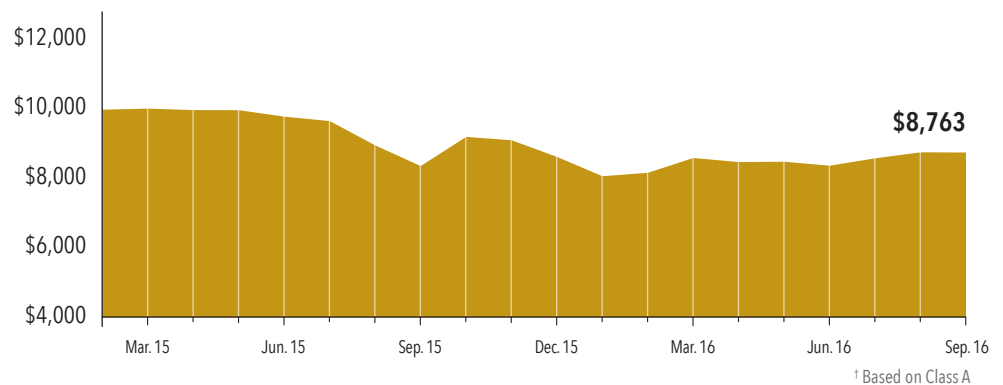
The Fund will invest in an equally weighted portfolio of equity securities of the 25 issuers with the largest dollar amount of shares repurchased over the prior four quarters for which information is publicly available relative to the issuer's current market capitalization that meet the following criteria: (i) are included in the S&P 500 Index, (ii) have a market capitalization that is at least US\$10 billion as determined at the time of investment, (iii) are incorporated in the United States of America, (iv) pay a dividend and v) have bought back their shares within the prior four quarters as determined at the time of investment.

**Performance**

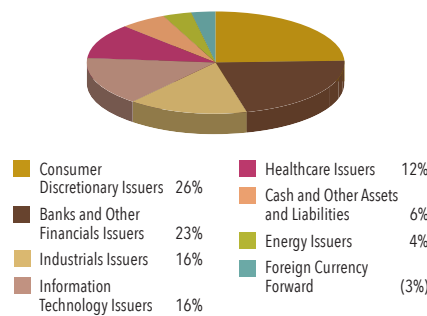
	3 Month	6 Month	1 Year	Since Inception*
<b>Class A</b>	4.55%	1.85%	4.68%	(8.34%)
<b>Class U</b>	4.38%	1.81%	5.82%	(7.22%)

\*Inception March 25, 2015

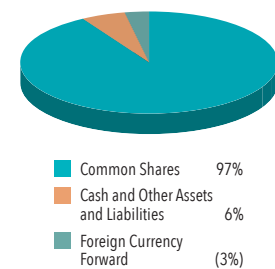
**Cumulative Growth: \$10,000 Invested†**



**Sector Allocation (%)**



**Investment Allocation (%)**



**Portfolio Geographic Allocation: USA 100%**

**Distributions (per trust unit): \$0.600 since inception (March 25, 2015)**

1.866.998.8298 | [harvestportfolios.com](http://harvestportfolios.com)

You will usually pay brokerage fees to your dealer if you purchase or sell units of the Fund on the TSX. If the units are purchased or sold on the TSX, investors may pay more than the current net asset value when buying units of the Fund and may receive less than the current net asset value when selling them. There are ongoing fees and expenses associated with owning units of an investment fund. An investment fund must prepare disclosure documents that contain key information about the Fund. You can find more detailed information about the Fund in these documents. Investment funds are not guaranteed, their values change frequently and past performance may not be repeated. Distributions are paid to you in cash unless you request, pursuant to your participation in a distribution reinvestment plan, that they be reinvested into the Class A or Class U units of the Fund. If the Fund earns less than the amounts distributed, the difference is a return of capital. The current yield is calculated based on the market price of the Fund. The information contained herein is not an offer to sell nor a solicitation to buy any security. Such an offer can only be made by prospectus or other applicable offering document.