

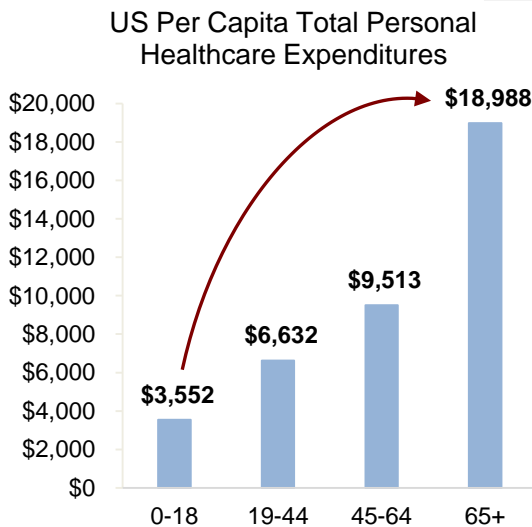


Investment Highlights

- **Global:** Global trends driving long-term growth
- **Diversified:** Portfolio of 20 large capitalization global healthcare leaders
- **Attractive Income:** Monthly income with opportunity for capital appreciation, \$0.0583 per unit
- **Covered Call Strategy:** Can enhance portfolio income and lower portfolio volatility
- **Currency:** Available in Canadian and US dollar units
- **Fee:** 0.85% Management Fee
- **Hedged:** HHL unit – currency hedged

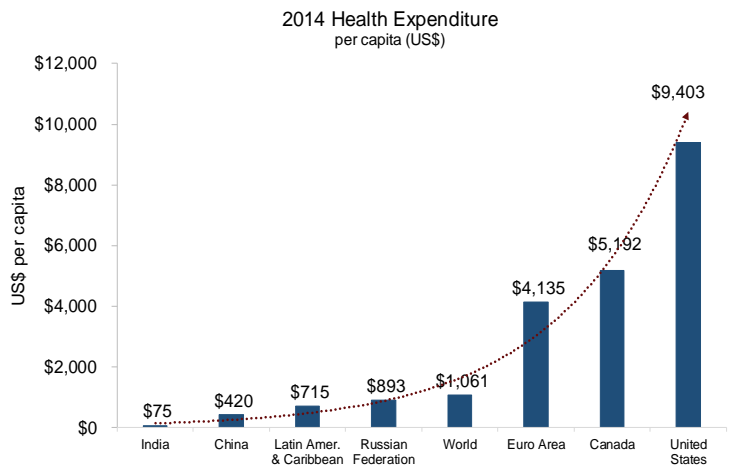
Permanent & Non-Cyclical Trends Driving Sector

Global Population is Aging - Healthcare Spending Increases Exponentially



Sources: CMS, 2012, most recent data as at August 16 2017.

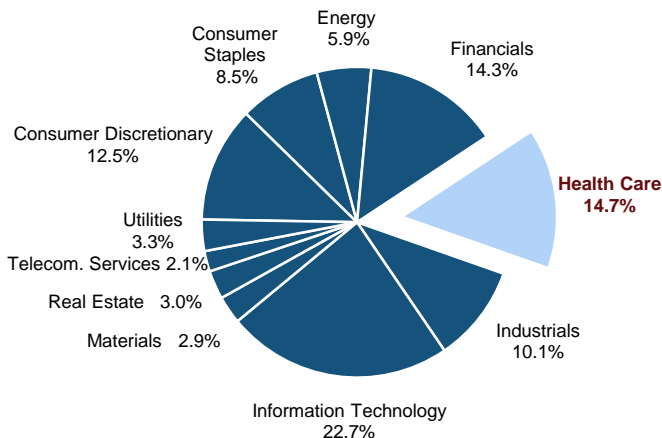
Healthcare Spending in Developing Markets Increases with Income



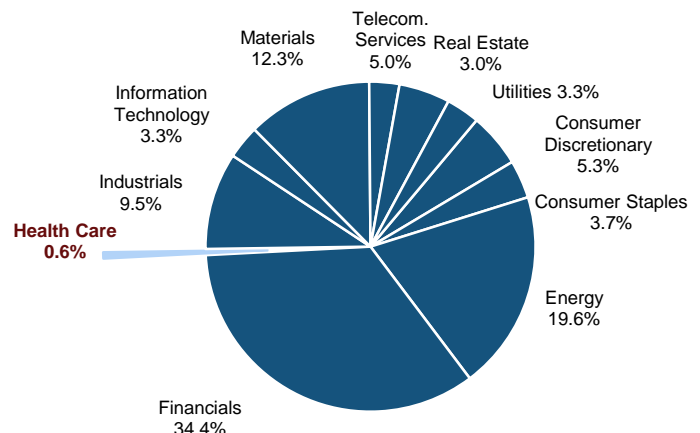
Source: The World Bank, 2015

Limited Opportunities in Canada

S&P 500 Index



S&P TSX Composite



Source: Bloomberg, as at August 31, 2017

World Class Portfolio of Healthcare Leaders, as at August 31, 2017

abbvie

Johnson & Johnson

GILEAD

zoetis

Allergan



AMGEN

stryker



AstraZeneca



gsk
GlaxoSmithKline

Boston
Scientific

Lilly

NOVARTIS



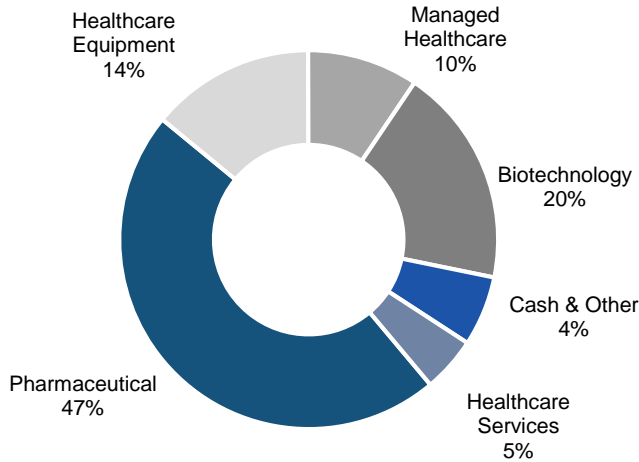
Anthem

UNITEDHEALTH GROUP

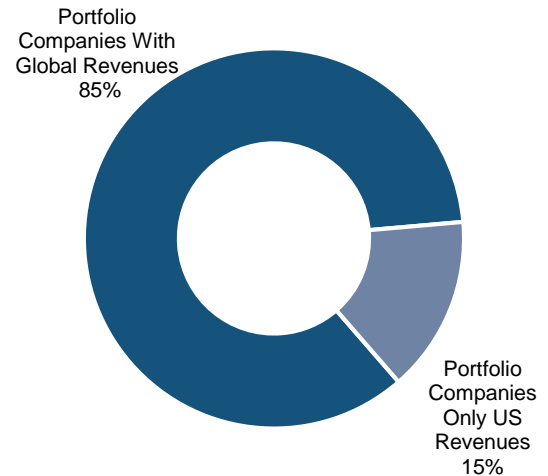


Bristol-Myers Squibb

Sub-Sector Diversification



Portfolio With Global Exposure



Portfolio Metrics*, as at August 31, 2017

Average Market Capitalization	US\$113.0 B	Average Portfolio Dividend Yield	2.13%
Number of Equity Securities	20	Average Price to Earnings	16.38 x
Current Yield^ (Class A)	8.14%	5 Year Average Return on Equity	31.96%

Source: Bloomberg

1.866.998.8298

harvestportfolios.com

HARVEST
EXCHANGE TRADED FUNDS

Commissions, management fees and expenses all may be associated with investing in HARVEST Exchange Traded Funds. Please read the relevant prospectus before investing. The funds are not guaranteed, their values change frequently and past performance may not be repeated. Tax, investment and all other decisions should be made with guidance from a qualified professional. Certain statements included in this communication constitute forward-looking statements, including, but not limited to, those identified by the expressions "expect", "intend", "will" and similar expressions to the extent they relate to the Investment Fund. The forward-looking statements are not historical facts but reflect the Fund's, Harvest and the Manager of the Fund's current expectations regarding future results or events. These forward looking statements are subject to a number of risks and uncertainties that could cause actual results or events to differ materially from current expectations. Although the Fund, Harvest and the Manager of the Fund believes that the assumptions inherent in the forward-looking statements are reasonable, forward-looking statements are not guarantees of future performance and, accordingly, readers are cautioned not to place undue reliance on such statements due to the inherent uncertainty therein. The Fund, Harvest and the Manager of the Fund undertakes no obligation to update publicly or otherwise revise any forward-looking statement or information whether as a result of new information, future events or other such factors which affect this information, except as required by law. *Source: Bloomberg. Average statistics calculated based on portfolio weighted average. Dividend yield based on Bloomberg indicated 12 month yield of portfolios positions and does not represent the distribution yield paid to investors. P/E calculated based on Bloomberg consensus 12 month forward earnings estimates. Return on Equity (ROE) based on 5 year trailing average ROE. The above information is for illustrative purposes only, is estimated and unaudited. ^Current Yield based on August 31, 2017 Market Price.