

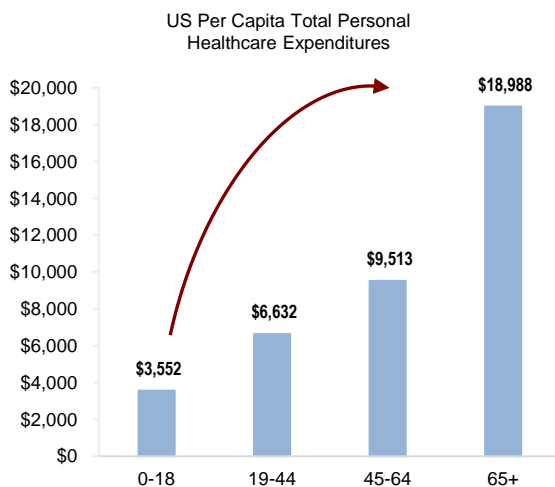
Investment Highlights

- **Global:** Global trends driving long-term growth
- **Diversified:** Portfolio of 20 large capitalization global healthcare leaders
- **Attractive Income:** Monthly income with opportunity for capital appreciation, \$0.0583 per unit
- **Covered Call Strategy:** Can enhance portfolio income and lower portfolio volatility
- **Currency:** Available in Canadian and US dollar units
- **Fee:** 0.85% Management Fee
- **Hedged:** HHL unit – currency hedged



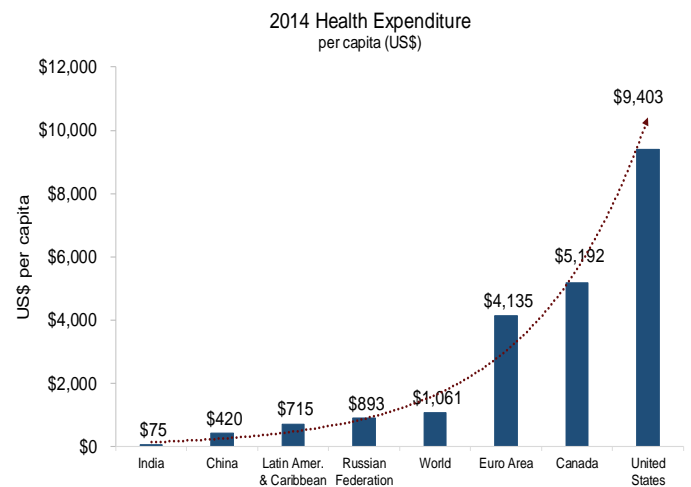
Permanent & Non-Cyclical Trends Driving Sector

Global Population is Aging - Healthcare Spending Increases Exponentially



Source: CMS, 2012

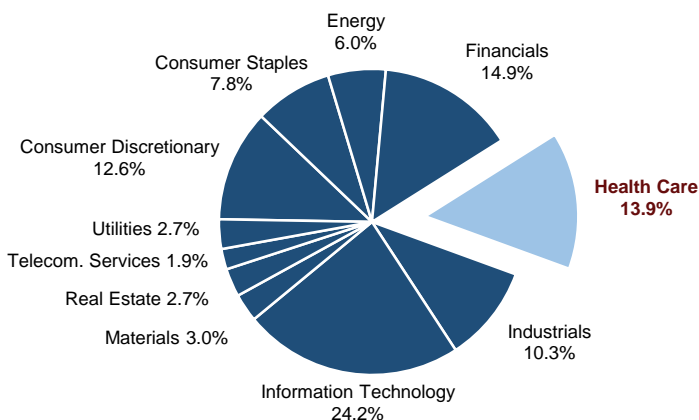
Healthcare Spending in Developing Markets Increases with Income



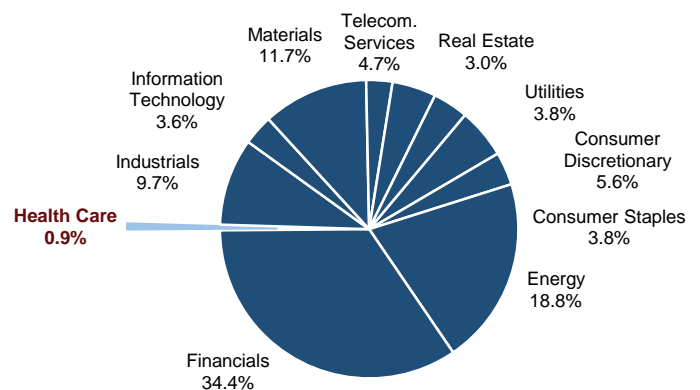
Source: The World Bank, 2015

Limited Opportunities in Canada

S&P 500 Index



S&P TSX Composite

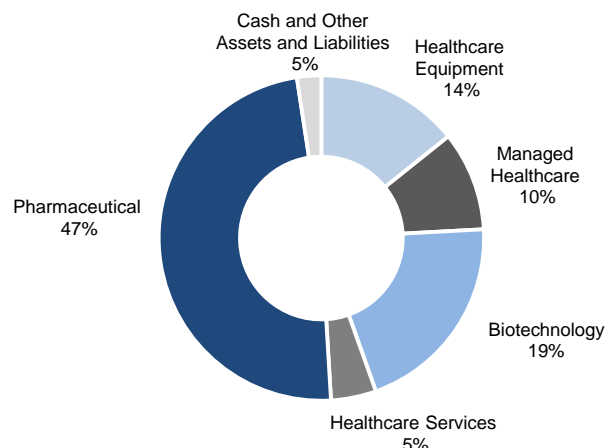


Source: Bloomberg, as at January 31, 2018

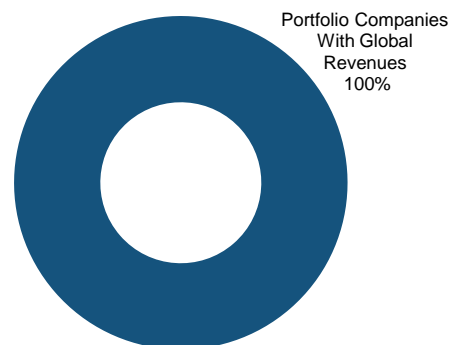
World Class Portfolio of Healthcare Leaders, as at January 31, 2018



Sub-Sector Diversification



Portfolio With Global Exposure



Performance

As at January 31, 2018	1 Month	3 Month	6 Month	YTD	1 Year	2 Year	3 Year	SI
HHL	4.73%	5.88%	4.25%	4.73%	17.01%	10.73%	5.69%	5.25%

Portfolio Metrics*

Average Market Capitalization	US\$119.8B	Average Portfolio Dividend Yield	2.08%
Number of Equity Securities	20	Average Price to Earnings	15.96 x
Current Yield [^] (Class A)	8.12%	5 Year Average Return on Equity	31.70%

Source: Bloomberg, January 31, 2018

1.866.998.8298

harvestportfolios.com

HARVEST
EXCHANGE TRADED FUNDS

Commissions, management fees and expenses all may be associated with investing in HARVEST Exchange Traded Funds. The indicated rates of return are the historical annual compounded total returns including changes in unit value and reinvestment of all distributions and do not take into account income taxes payable by any securityholder that would have reduced returns. Please read the relevant prospectus before investing. The funds are not guaranteed, their values change frequently and past performance may not be repeated. Tax, investment and all other decisions should be made with guidance from a qualified professional. Certain statements included in this communication constitute forward-looking statements, including, but not limited to, those identified by the expressions "expect", "intend", "will" and similar expressions to the extent they relate to the Investment Fund. The forward-looking statements are not historical facts but reflect the Fund's, Harvest and the Manager of the Fund's current expectations regarding future results or events. These forward looking statements are subject to a number of risks and uncertainties that could cause actual results or events to differ materially from current expectations. Although the Fund, Harvest and the Manager of the Fund believes that the assumptions inherent in the forward-looking statements are reasonable, forward-looking statements are not guarantees of future performance and, accordingly, readers are cautioned not to place undue reliance on such statements due to the inherent uncertainty therein. The Fund, Harvest and the Manager of the Fund undertakes no obligation to update publicly or otherwise revise any forward-looking statement or information whether as a result of new information, future events or other such factors which affect this information, except as required by law. *Source: Bloomberg. Average statistics calculated based on portfolio weighted average. Dividend yield based on Bloomberg indicated 12 month yield of portfolios positions and does not represent the distribution yield paid to investors. P/E calculated based on Bloomberg consensus 12 month forward earnings estimates. Return on Equity (ROE) based on 5 year trailing average ROE. The above information is for illustrative purposes only, is estimated and unaudited. [^]Current Yield based on January 31, 2018 Market Price.