



Fund Details

Total Assets: \$52.2 million
Distribution: \$0.07 per unit monthly
Subadvisor: Avenue Investment Management

Top 25 Holdings (%)

DH Corporation	5.8%
Sirius XM Canada Holdings Inc.	5.5%
Mainstreet Equity Corp.	5.1%
Leon's Furniture Limited	4.9%
Deere & Co.	4.5%
Inter Pipeline Ltd.	4.2%
Corus Entertainment Inc., Class B	4.0%
Timbercreek Mortgage Investment Corporation	4.0%
Boralex Inc.	3.7%
Altria Group, Inc.	3.7%
Corby Spirit and Wine Ltd	3.6%
YPG Financing Inc., 8.00% Nov 30/22	3.4%
Rogers Sugar Inc.	3.3%
Brookfield Infrastructure Partners L.P.	3.3%
Keyera Corp.	3.1%
Pembina Pipeline Corporation	3.0%
Regions Financial Corporation	2.9%
Parkland Fuel Corporation	2.9%
Whitecap Resources Inc.	2.9%
Qualcomm Inc.	2.8%
BTB Real Estate Investment Trust	2.8%
Brookfield Renewable Energy Partners L.P.	2.4%
Enbridge Inc.	2.2%
Telus Corporation	2.2%
Cardinal Energy Ltd.	2.2%

Investment Objectives

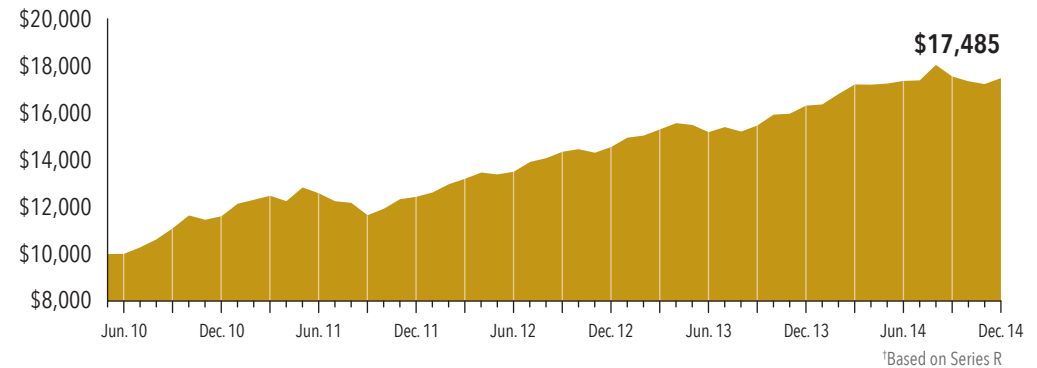
The investment objectives are to provide unitholders with monthly distributions and the potential for capital appreciation over the course of the business cycle by investing in an actively managed portfolio, comprising primarily dividend-paying securities.

Performance

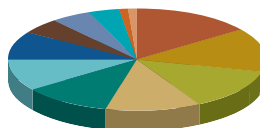
	3 Month	6 Month	1 Year	2 Year	3 Year	4 Year	Since Inception
Series A	(0.19%)	0.80%	7.36%	9.78%	-	-	11.05%
Series D	0.15%	1.40%	-	-	-	-	0.80%
Series F	0.20%	1.56%	8.88%	11.29%	-	-	12.56%
*Series R	(0.39%)	0.68%	7.18%	9.61%	12.03%	10.78%	13.21%

* Inception date: June 29, 2010

Cumulative Growth: \$10,000 Invested†

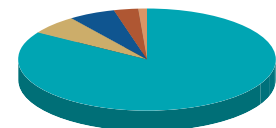


Sector Allocation (%)



Real Estate Issuers	15%	Banks and Other Financial Issuers	5%
Consumer Discretionary Issuers	14%	Telecommunication Services Issuers	5%
Energy Issuers	13%	Fixed Income	4%
Industrial Issuers	12%	Other Public Issuers	1%
Consumer Staples Issuers	11%	Cash and Cash Equivalents	1%
Pipeline Issuers	10%		
Utility Issuers	9%		

Investment Allocation (%)



Portfolio Geographic Allocation:
Canada 83% USA 17%

Fund Codes	Series A HRV200	Series D HRV202	Series F HRV201	Series R HRV211
NAV	\$14.72	\$14.76	\$15.27	\$14.66
Current Yield	5.71%	5.69%	5.50%	5.73%

1.866.998.8298 | harvestportfolios.com

Commissions, trailing commissions, management fees and expenses all may be associated with mutual fund investments. Please read the prospectus before investing. *The Fund was originally launched as a TSX-listed closed-end fund on June 29, 2010, and converted into an open-end mutual fund on June 18, 2012. In connection with the conversion of the Fund into an open-end mutual fund, the trailing commission charged on the Class R units increased by 0.60% (increasing the aggregate annual management fee to 2.25%), and the Fund ceased using leverage in order to achieve its investment objectives. If these changes had been in effect when the Fund was created, the performance would have been lower. Indicated rates of return are the historical annual compounded total returns including changes in unit value and reinvestment of all distributions and do not take into account sales, redemption, distribution or optional charges, or income tax payable by any securityholder that would have reduced returns. Mutual funds are not guaranteed, their values change frequently and past performance may not be repeated. 100% of distributions are reinvested in the Fund unless you ask to receive your distributions in cash. If the Fund earns less than the amount distributed, the difference is a return of capital. The current yield is calculated based on the net asset value of the Fund.