



Energy Leaders Plus Income Fund

HARVEST
PORTFOLIOS GROUP™

PRESERVATION • TRANSPARENCY • INCOME

December 31, 2015

Fund Details

Total Assets: \$21.6 million
NAV: A Class \$5.47
NAV: U Class (USD) \$5.49
TSX Symbol: HPF.UN
Market Price: \$5.24
Current Yield: 13.35%
Distribution: \$0.0583 per unit monthly
Subadvisor: Highstreet Asset Management

Top Holdings

Canadian Natural Resources Limited	5.7%
Valero Energy Corporation	5.6%
Occidental Petroleum Corporation	5.4%
Chevron Corporation	5.4%
Exxon Mobil Corporation	5.4%
Phillips 66	5.4%
BP PLC ADR	5.4%
National Oilwell Varco, Inc.	5.3%
Royal Dutch Shell PLC Class AADR	5.3%
Spectra Energy Corp	5.2%
Statoil ASA ADR	5.2%
Total SA ADR	5.2%
ConocoPhillips	5.1%
Schlumberger Limited	5.1%
TransCanada Corporation	5.0%
Halliburton Company	4.9%
Devon Energy Corporation	4.4%
Marathon Oil Corporation	4.4%
The Williams Companies, Inc.	4.1%
Kinder Morgan, Inc.	3.3%
Cash and other assets and liabilities	0.4%
Foreign Currency Forward	(1.2%)

Investment Objectives

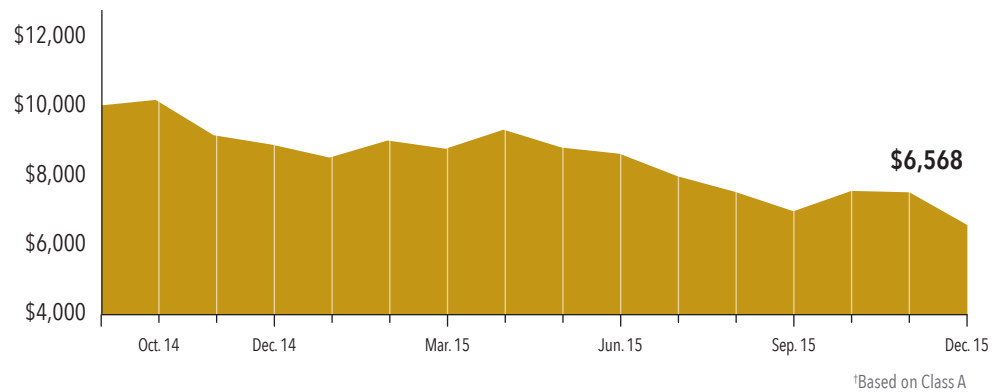
The Fund's investment objectives are to provide unitholders with: (i) monthly cash distributions, (ii) the opportunity for capital appreciation and (iii) lower overall volatility of portfolio returns than would otherwise be experienced by owning equity securities of the Energy Leaders directly.

Performance

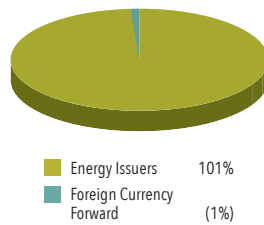
	3 Month	6 Month	1 Year	Since Inception*
Class A	(5.68%)	(23.74%)	(25.99%)	(29.69%)
Class U	(5.40%)	(23.20%)	(25.62%)	(29.42%)

* Inception October 21, 2014

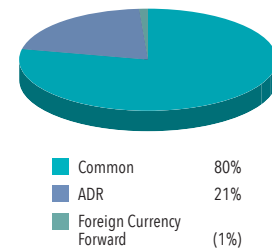
Cumulative Growth: \$10,000 Invested†



Sector Allocation (%)



Investment Allocation (%)



Portfolio Geographic Allocation: USA 90% Canada 10%

Distributions (per trust unit): \$ 0.816 since inception (October 21, 2014)

1.866.998.8298 | harvestportfolios.com

You will usually pay brokerage fees to your dealer if you purchase or sell units of the Fund on the TSX. If units are purchased or sold on the TSX, investors may pay more than the current net asset value when buying units of the Fund and may receive less than the current net asset value when selling them. There are ongoing fees and expenses associated with owning units of an investment fund. An investment fund must prepare disclosure documents that contain key information about the Fund. You can find more detailed information about the Fund in these documents. Investment funds are not guaranteed, their values change frequently and past performance may not be repeated. Distributions are paid to you in cash unless you request, pursuant to your participation in a distribution reinvestment plan, that they be reinvested into the Class A or Class U units of the Fund. If the Fund earns less than the amount distributed, the difference is a return of capital. The current yield is calculated based on the market price of the Fund. The information contained herein is not an offer to sell nor a solicitation to buy any security. Such an offer can only be made by prospectus or other applicable offering document.