



Harvest Banks & Buildings Income Fund



December 31, 2015

Fund Details

Total Assets: \$17 million

Distribution: \$0.07 per unit monthly

Subadvisor: Avenue Investment Management

Top 25 Holdings

Bank of America Corporation	5.9%
The Toronto-Dominion Bank	5.9%
Smart Real Estate Investment Trust	5.3%
Mainstreet Equity Corp.	5.3%
Sun Life Financial Inc.	5.1%
Regions Financial Corporation	5.0%
Wells Fargo & Company	4.7%
Royal Bank of Canada	4.4%
Brookfield Renewable Energy Partners L.P.	4.3%
Inter Pipeline Ltd.	3.9%
JPMorgan Chase & Co.	3.8%
Crombie Real Estate Investment Trust	3.8%
Element Financial Corporation	3.7%
Barclays PLC ADR	3.7%
Bank of Montreal	3.7%
Killam Properties Inc.	3.4%
SunTrust Banks, Inc.	3.4%
Timbercreek Mortgage Investment Corporation	3.3%
First Capital Realty Inc.	3.2%
Slate Retail REIT	3.0%
Manulife Financial Corporation	2.7%
Cash and other assets and liabilities	2.6%
The Bank of Nova Scotia	2.6%
Pure Industrial Real Estate Trust	2.6%
BTB Real Estate Investment Trust	2.3%

Investment Objectives

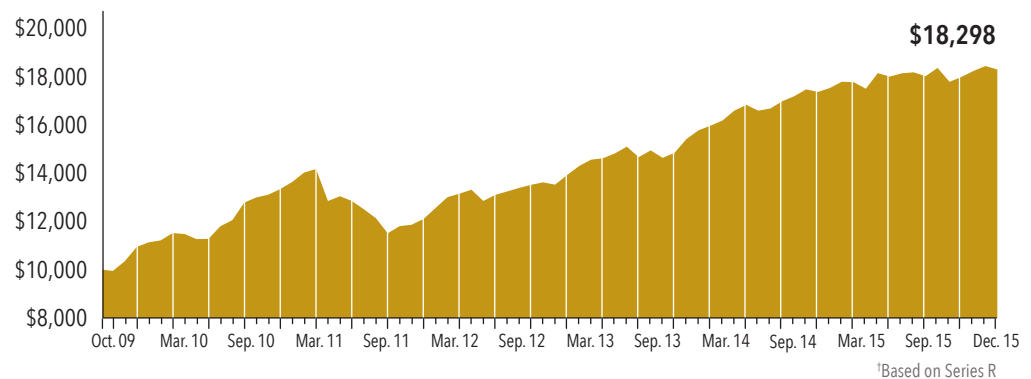
The investment objectives are to provide unitholders with monthly distributions and maximize total return by investing in an actively managed portfolio comprising of primarily banks, other financials and real estate companies.

Performance

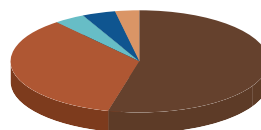
	3 Month	6 Month	1 Year	2 Year	3 Year	4 Year	5 Year	Since Inception
Series A	1.54%	1.12%	2.22%	6.26%	8.70%	10.17%	-	10.92%
Series D	1.93%	1.80%	3.61%	-	-	-	-	5.43%
Series F	2.17%	2.11%	4.12%	8.19%	10.60%	11.96%	-	12.71%
*Series R	1.73%	1.55%	2.99%	7.05%	9.55%	10.89%	6.53%	10.26%

*Inception date: October 23, 2009

Cumulative Growth: \$10,000 Invested*

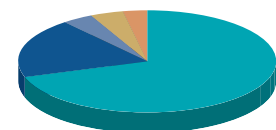


Sector Allocation (%)



■ Banks and Other Financial Issuers	54%	■ Utility Issuers	4%
■ Real Estate Issuers	35%	■ Cash and Other Assets and Liabilities	3%
■ Pipeline Issuers	4%		

Investment Allocation (%)



■ Common	70%	■ Limited Partnerships	4%
■ REITs	19%	■ Cash and Other Assets and Liabilities	3%
■ ADR	4%		

Portfolio Geographic Allocation: Canada 74% USA 26%

Fund Codes	Series A HRV100	Series D HRV102	Series F HRV101	Series R HRV111
NAV	\$13.22	\$13.77	\$14.26	\$13.63
Current Yield	6.35%	6.10%	5.89%	6.16%

1.866.998.8298 | harvestportfolios.com

Commissions, trailing commissions, management fees and expenses all may be associated with mutual fund investments. Please read the prospectus before investing. *The Fund was originally launched as a TSX-listed closed-end fund on October 23, 2009, and converted into an open-end mutual fund on October 18, 2011. In connection with the conversion of the Fund into an open-end mutual fund, the Fund ceased using leverage in order to achieve its investment objectives. If these changes had been in effect when the Fund was created, the performance would have been lower. Indicated rates of return are the historical annual compounded total returns including changes in unit value and reinvestment of all distributions and do not take into account sales, redemption, distribution or optional charges, or income tax payable by any securityholder that would have reduced returns. Mutual funds are not guaranteed, their values change frequently and past performance may not be repeated. 100% of distributions are reinvested in the Fund unless you ask to receive your distributions in cash. If the Fund earns less than the amount distributed, the difference is a return of capital. The current yield is calculated based on the net asset value of the Fund.