



March 31, 2016

**Fund Details**

**Total Assets:** \$123.1 million  
**NAV:** \$8.34  
**TSX Symbol:** HHL.UN  
**Market Price:** \$8.16  
**Current Yield:** 8.57%  
**Distribution:** \$0.0583 per unit monthly  
**Subadvisor:** Highstreet Asset Management  
 (Note: Harvest Portfolios Group Inc. as at April 1, 2016)

**Top Holdings**

Johnson & Johnson	5.1%
UnitedHealth Group Inc.	5.1%
Quest Diagnostics Inc.	5.1%
Becton, Dickinson and Company	4.9%
Boston Scientific Corp.	4.9%
Agilent Technologies, Inc.	4.9%
Abbott Laboratories	4.8%
Merck & Co., Inc.	4.8%
GlaxoSmithKline PLC ADR	4.8%
Gilead Sciences, Inc.	4.7%
Cash and other assets and liabilities	4.6%
Medtronic PLC	4.6%
Anthem, Inc.	4.6%
AbbVie Inc.	4.6%
Sanofi ADR	4.6%
Amgen Inc.	4.5%
Pfizer Inc.	4.4%
Novartis AG ADR	4.1%
Eli Lilly and Company	4.0%
Teva Pharmaceutical Industries Ltd. ADR	4.0%
Bristol-Myers Squibb Company	3.8%
Foreign Currency Forward	3.1%

**Investment Objectives**

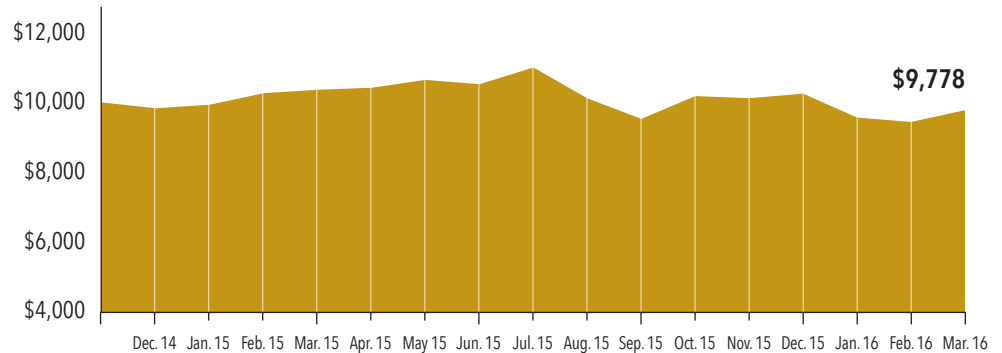
The Fund's investment objectives are to provide unitholders with: (i) the opportunity for capital appreciation, (ii) monthly cash distributions and (iii) lower overall volatility of portfolio returns than would otherwise be experienced by owning equity securities of the Healthcare Leaders directly.

**Performance**

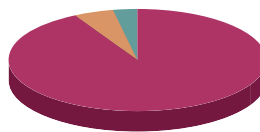
	3 Month	6 Month	1 Year	Since Inception*
<b>HHL.UN</b>	(4.60%)	2.62%	(5.63%)	(1.74%)

\* Inception December 18, 2014

**Cumulative Growth: \$10,000 Invested**

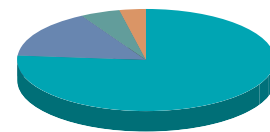


**Sector Allocation (%)**



Healthcare Issuers	92%
Cash and Other Assets and Liabilities	5%
Foreign Currency Forward	3%

**Investment Allocation (%)**



Common Shares	75%
ADR	17%
Cash and Other Assets and Liabilities	5%
Foreign Currency Forward	3%

**Portfolio Geographic Allocation: USA 100%**

**Distributions (per trust unit): \$0.875 since inception (December 18, 2014)**

1.866.998.8298 | [harvestportfolios.com](http://harvestportfolios.com)

You will usually pay brokerage fees to your dealer if you purchase or sell units of the Fund on the TSX. If units are purchased or sold on the TSX, investors may pay more than the current net asset value when buying units of the Fund and may receive less than the current net asset value when selling them. There are ongoing fees and expenses associated with owning units of an investment fund. An investment fund must prepare disclosure documents that contain key information about the Fund. You can find more detailed information about the Fund in these documents. Investment funds are not guaranteed, their values change frequently and past performance may not be repeated. Distributions are paid to you in cash unless you request, pursuant to your participation in a distribution reinvestment plan, that they be reinvested into units of the Fund. If the Fund earns less than the amount distributed, the difference is a return of capital. The current yield is calculated based on the market price of the Fund. The information contained herein is not an offer to sell nor a solicitation to buy any security. Such an offer can only be made by prospectus or other applicable offering document.