



September 30, 2016

**Fund Details**

**Total Assets:** \$44 million  
**NAV:** A Class \$11.77  
**NAV:** F Class \$13.20  
**TSX Symbol:** HRR.UN  
**Market Price:** \$11.00  
**Current Yield:** 6.00%  
**Distribution:** \$0.055 per unit monthly  
**Subadvisor:** Macquarie Private Portfolio Management Limited

**Top Holdings**

Mirvac Group	17.1%
The GPT Group	16.7%
Scentre Group	16.6%
Dexus Property Group	14.5%
Stockland	14.4%
Westfield Corporation Limited	13.8%
Goodman Group	13.7%
Vicinity Centres	9.0%
Charter Hall Group	6.8%
Goodman PLUS Trust	5.3%
Multiplex SITES Trust	4.7%
Lend Lease Group	3.5%
Aventus Retail Property Fund	2.7%
360 Capital Industrial Fund	2.3%
Asia Pacific Data Centre Group	2.3%
Foreign Currency Forward	(3.9%)
Net Other Liabilities	(39.5%)

**Investment Objectives**

The Fund invests primarily in a portfolio of equity securities listed on the Australian Securities Exchange issued by Australian real estate investment trusts (REITs).

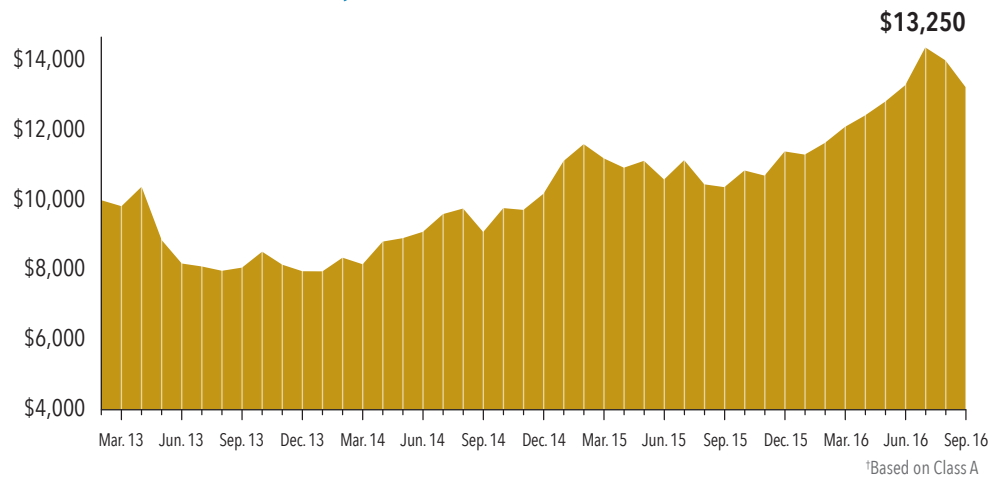
The investment objectives are to provide unitholders with monthly distributions of \$0.055 per trust unit and the opportunity for capital appreciation.

**Performance**

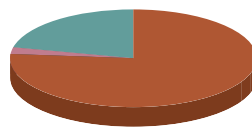
	3 Month	6 Month	1 Year	2 Year	3 Year	Since Inception*
<b>Class A</b>	(0.40%)	9.45%	27.69%	20.74%	17.99%	8.31%
<b>Class F</b>	(0.44%)	9.53%	28.05%	22.69%	20.53%	10.36%

\*Inception March 21, 2013

**Cumulative Growth: \$10,000 Invested†**

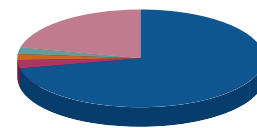


**Sector Allocation (%)**



Real Estate Issuers	144%
Foreign Currency Forward	(4%)
Net Other Liabilities	(40%)

**Investment Allocation (%)**



REITs	135%	Foreign Currency Forward	(4%)
Preferred Shares	5%	Net Other Liabilities	(40%)
Stapled Unit	4%		

**Portfolio Geographic Allocation: Australia 100%**

**Distributions (per trust unit): \$2.310 since inception (March 21, 2013)**

1.866.998.8298 | [harvestportfolios.com](http://harvestportfolios.com)

You will usually pay brokerage fees to your dealer if you purchase or sell units of the Fund on the TSX. If the units are purchased or sold on the TSX, investors may pay more than the current net asset value when buying units of the Fund and may receive less than the current net asset value when selling them. There are ongoing fees and expenses associated with owning units of an investment fund. An investment fund must prepare disclosure documents that contain key information about the Fund. You can find more detailed information about the Fund in these documents. Investment funds are not guaranteed, their values change frequently and past performance may not be repeated. Distributions are paid to you in cash unless you request, pursuant to your participation in a distribution reinvestment plan, that they be reinvested into the Class A or Class F units of the Fund. If the Fund earns less than the amounts distributed, the difference is a return of capital. The current yield is calculated based on the market price of the Fund. The information contained herein is not an offer to sell nor a solicitation to buy any security. Such an offer can only be made by prospectus or other applicable offering document.