



September 30, 2016

Fund Details

Total Assets: \$42.9 million
NAV: \$8.38
TSX Symbol: HTA.UN
Market Price: \$7.93
Current Yield: 8.82%
Distribution: \$0.0583 per unit monthly
Portfolio Manager: Harvest Portfolios Group Inc.

Top Holdings

Adobe Systems Incorporated	5.4%
QUALCOMM Incorporated	5.4%
Baidu, Inc., SPON ADR	5.3%
Red Hat Inc.	5.3%
Intel Corporation	5.3%
Accenture PLC Class A	5.3%
Alphabet Inc. Class A	5.3%
Visa Inc.	5.1%
Cisco Systems, Inc.	5.1%
Broadcom Ltd.	5.1%
Lam Research Corporation	5.0%
Facebook, Inc. Class A	5.0%
Texas Instruments Incorporated	4.9%
Medtronic PLC	4.8%
International Business Machines Corporation	4.8%
Intuit Inc.	4.8%
Automatic Data Processing Inc.	4.7%
Apple Inc.	4.7%
Oracle Corporation	4.7%
Microsoft Corporation	4.6%
Cash and other assets and liabilities	1.5%
Foreign Currency Forward	(1.5%)
Options	(0.6%)

Investment Objectives

The Fund's investment objectives are to provide unitholders with the opportunity for capital appreciation, monthly cash distributions and lower overall volatility of the portfolio.

The Fund will invest in a portfolio of 20 equally weighted equity securities of Technology Issuers chosen from the Technology Achievers Investable Universe that at the time of investment and immediately following each quarterly reconstitution and rebalancing (i) have a market capitalization of at least US\$10 billion and (ii) have options in respect of their equity securities listed on a recognized options exchange.

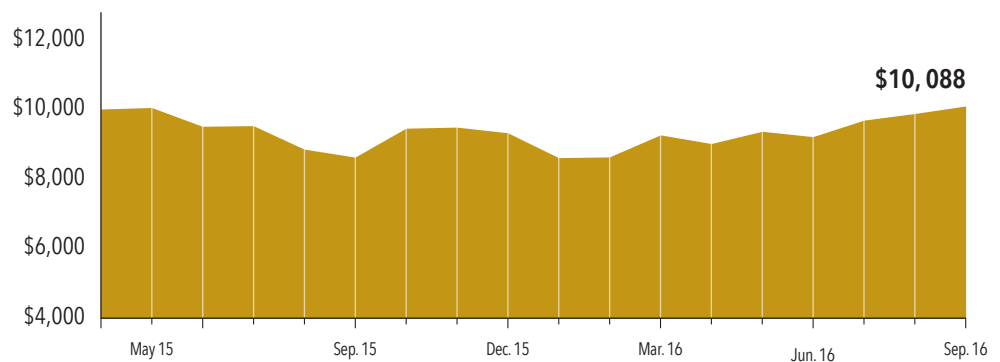
In order to seek to generate additional returns, the Portfolio Manager may sell call options each month on equity securities held in the portfolio. The Portfolio Manager will not sell call options on more than 33% of the equity securities of any of the Technology Achievers held in the portfolio.

Performance

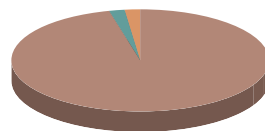
	3 Month	6 Month	1 Year	Since Inception*
HTA.UN	9.55%	8.96%	17.02%	0.65%

*Inception May 26, 2015

Cumulative Growth: \$10,000 Invested†

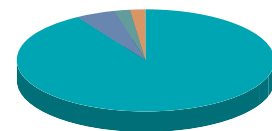


Sector Allocation (%)



Information Technology Issuers	100%
Foreign Currency Forward	2%
Cash and Other Assets and Liabilities	(2%)

Investment Allocation (%)



Common Shares	95%
ADR	5%
Foreign Currency Forward	2%
Cash and Other Assets and Liabilities	(2%)

Portfolio Geographic Allocation: USA 100%

Distributions (per trust unit): \$0.933 since inception (May 26, 2015)

1.866.998.8298 | harvestportfolios.com

You will usually pay brokerage fees to your dealer if you purchase or sell units of the Fund on the TSX. If the units are purchased or sold on the TSX, investors may pay more than the current net asset value when buying units of the Fund and may receive less than the current net asset value when selling them. There are ongoing fees and expenses associated with owning units of an investment fund. An investment fund must prepare disclosure documents that contain key information about the Fund. You can find more detailed information about the Fund in these documents. Investment funds are not guaranteed, their values change frequently and past performance may not be repeated. Distributions are paid to you in cash unless you request, pursuant to your participation in a distribution reinvestment plan, that they be reinvested into the Fund. If the Fund earns less than the amounts distributed, the difference is a return of capital. The current yield is calculated based on the market price of the Fund. The information contained herein is not an offer to sell nor a solicitation to buy any security. Such an offer can only be made by prospectus or other applicable offering document.