


## Investment Highlights

- **Unique Global Portfolio:** Large cap, dominant real estate issuers in key developed markets
- **Diversification:** Alternative source of REIT investments for Canadians
- **Attractive income:** Monthly Income with opportunity for capital appreciation, \$0.0458 per unit
- **Covered Call Strategy:** Monthly call writing on select positions to generate additional income
- **Exposure to Growth Sectors:** Select REITs with exposure to Technology, Healthcare & E-commerce
- **Fee:** 0.85% Management Fee
- **ETF:** Trades on the TSX under the symbol **HGR** ; Currency hedged to CAD



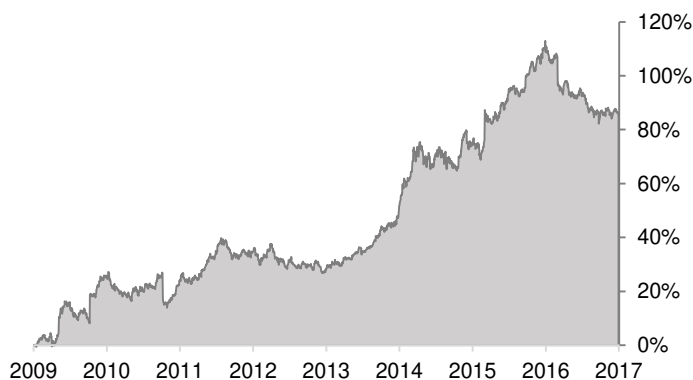
## Large Cap & Well Established Global REIT Markets

### 7 Core Sub-Sectors



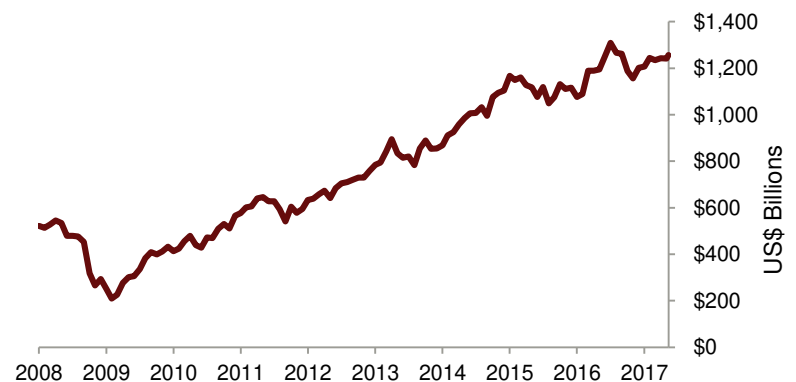
Source: NAREIT®, select jurisdictions adoption year of REIT rules.

### Strong Distribution Per Share Growth (Distribution per Share Growth)



Source: Bloomberg, December 31, 2017. FTSE EPRA/NAREIT Global REIT Index

### Significant Increases in Market Caps for Global REITs

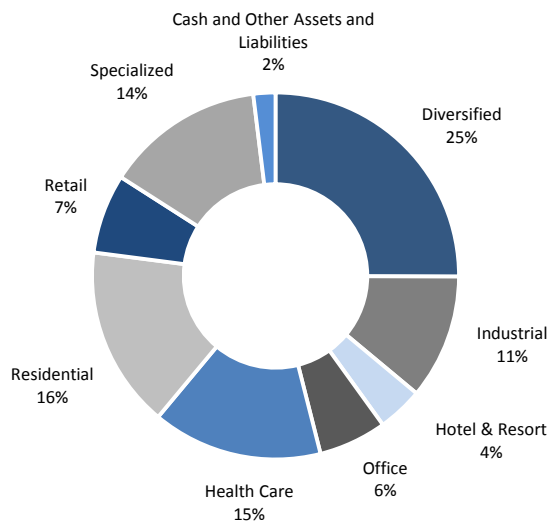


Source: Bloomberg, December 31, 2017. S&P Global REIT Index Total Market Capitalization

# World Class Portfolio of REIT Leaders, as at December 31, 2017

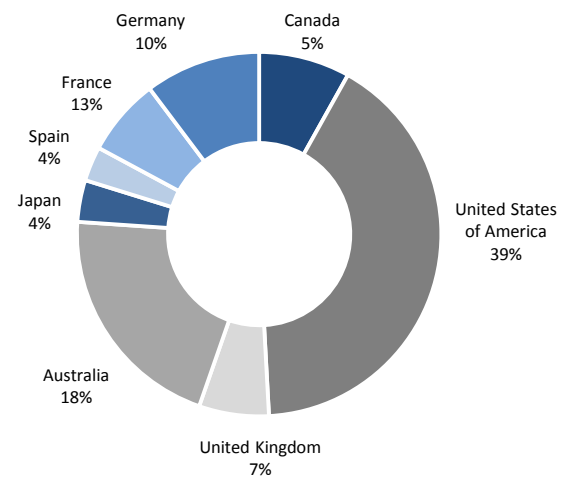


## Sub-Sector Allocation



Portfolio as at December 31, 2017

## Geographic Allocation\*



Portfolio as at December 31, 2017

## Portfolio Metrics

Average Market Capitalization	\$21.0 Billion
Current Number of Holdings	30

Current Yield <sup>^</sup>	5.51%
Average Dividend Yield	2.97%

Source: Bloomberg, December 31, 2017. <sup>^</sup>Based on Initial Indicated Yield

1.866.998.8298

harvestportfolios.com

**HARVEST**  
EXCHANGE TRADED FUNDS

Commissions, management fees and expenses all may be associated with investing in HARVEST Exchange Traded Funds. Please read the relevant prospectus before investing. The funds are not guaranteed, their values change frequently and past performance may not be repeated. Tax, investment and all other decisions should be made with guidance from a qualified professional. Certain statements included in this communication constitute forward-looking statements, including, but not limited to, those identified by the expressions "expect", "intend", "will" and similar expressions to the extent they relate to the Investment Fund. The forward-looking statements are not historical facts but reflect the Fund's, Harvest and the Manager of the Fund's current expectations regarding future results or events. These forward looking statements are subject to a number of risks and uncertainties that could cause actual results or events to differ materially from current expectations. Although the Fund, Harvest and the Manager of the Fund believes that the assumptions inherent in the forward-looking statements are reasonable, forward-looking statements are not guarantees of future performance and, accordingly, readers are cautioned not to place undue reliance on such statements due to the inherent uncertainty therein. The Fund, Harvest and the Manager of the Fund undertakes no obligation to update publicly or otherwise revise any forward-looking statement or information whether as a result of new information, future events or other such factors which affect this information, except as required by law. \* Allocation based on invested portfolio and by country of listing.