

Harvest European Leaders Income ETF

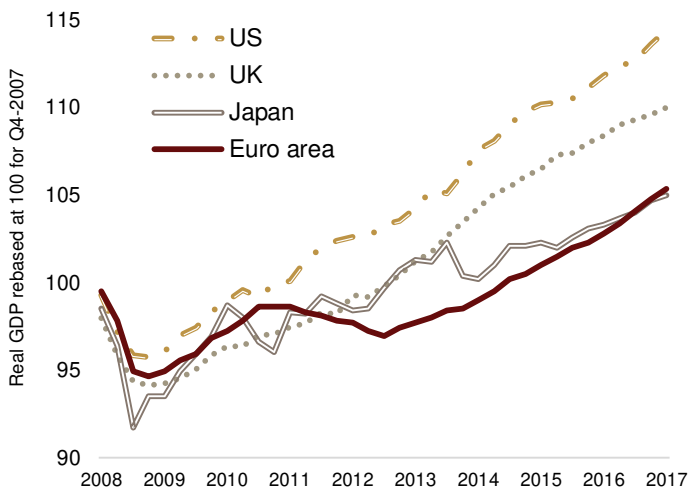
Investment Highlights

- **Large Cap Diversified Europe** : Minimum €10 billion, Western European Listed
- **Focused on European economy**: Minimum 1/3rd of revenues derived from Europe
- **Attractive Income**: Monthly income with opportunity for capital appreciation, 5% per annum
- **Equally weighted**: Up to 30 European Leaders
- **Covered Call Strategy**: Can enhance portfolio income and lower portfolio volatility
- **Currency**: Hedged
- **Fee**: 0.75% Management Fee

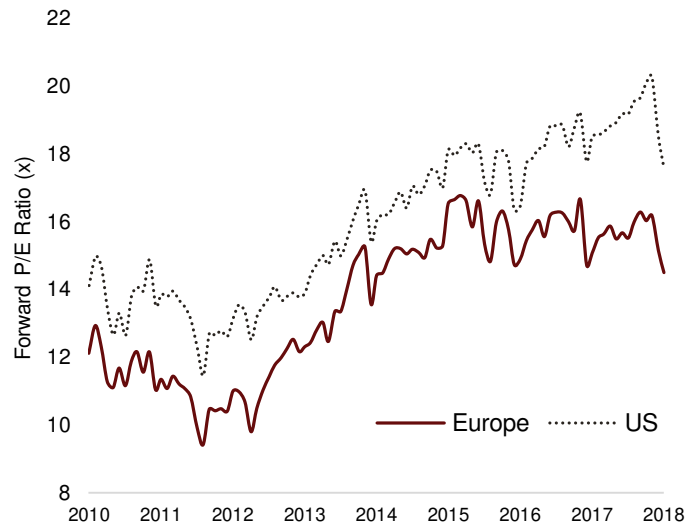


European Economic Recovery Gaining Traction

European GDP Recovery Gaining Momentum

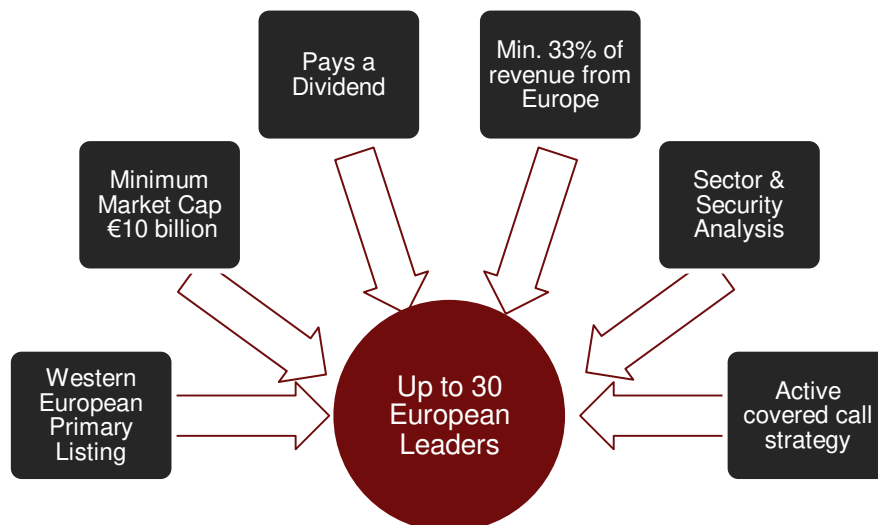


Europe Vs. US : Attractive Valuations



Source: Bloomberg, February 28, 2018, Real GDP rebased at 100 for Q4-2007 Based on 12 month forward consensus P/E ratio

Proven Quantitative Process



World Class Portfolio of European Leaders, as at March 5, 218

ACCORHOTELS

TOTAL

Shell

SEB

Capgemini

MICHELIN

VINCI

GLENCORE

BAYER

mond

L'ORÉAL PARIS

NOVARTIS

PRUDENTIAL

INTESA SANPAOLO

Deutsche Bank

ASSA ABLOY

vivendi

BASF

Deutsche Post

ABB

Santander

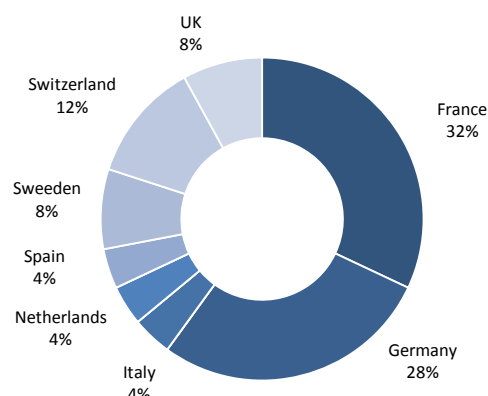
Deutsche Telekom

VONOVIA

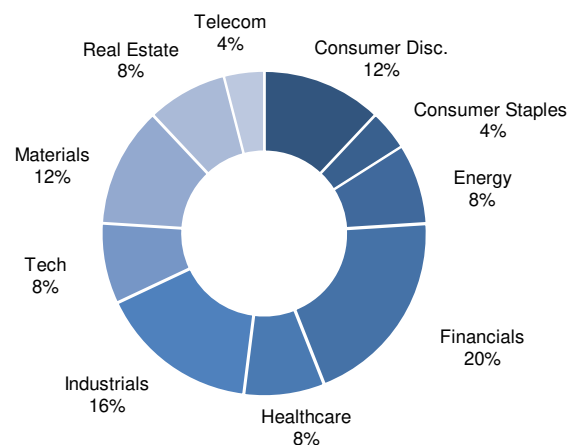
gecina

infineon

Geographic Diversification



Sub-Sector Allocation



Portfolio Metrics*, as at March 5, 2018

Average Market Capitalization (EU)	€56.4B	Average Portfolio Dividend Yield	3.40%
Number of Equity Securities	25	Average Price to Earnings	14.9 x
Current Yield	5.0%	5 Year Average Return on Equity	11.92%

Source: Bloomberg

1.866.998.8298

harvestportfolios.com

HARVEST
EXCHANGE TRADED FUNDS

Commissions, management fees and expenses all may be associated with investing in HARVEST Exchange Traded Funds. Please read the relevant prospectus before investing. The funds are not guaranteed, their values change frequently and past performance may not be repeated. Tax, investment and all other decisions should be made with guidance from a qualified professional. Certain statements included in this communication constitute forward-looking statements, including, but not limited to, those identified by the expressions "expect", "intend", "will" and similar expressions to the extent they relate to the Investment Fund. The forward-looking statements are not historical facts but reflect the Fund's, Harvest and the Manager of the Fund's current expectations regarding future results or events. These forward looking statements are subject to a number of risks and uncertainties that could cause actual results or events to differ materially from current expectations. Although the Fund, Harvest and the Manager of the Fund believes that the assumptions inherent in the forward-looking statements are reasonable, forward-looking statements are not guarantees of future performance and, accordingly, readers are cautioned not to place undue reliance on such statements due to the inherent uncertainty therein. The Fund, Harvest and the Manager of the Fund undertakes no obligation to update publicly or otherwise revise any forward-looking statement or information whether as a result of new information, future events or other such factors which affect this information, except as required by law. *Based on initial indicative initial portfolio as at March 5, 2018. Source: Bloomberg. Average statistics calculated based on portfolio weighted average. Dividend yield based on Bloomberg indicated 12 month yield of portfolios positions and does not represent the distribution yield paid to investors. P/E calculated based on Bloomberg consensus 12 month forward earnings estimates. Return on Equity (ROE) based on 5 year trailing average ROE. The above information is for illustrative purposes only, is estimated and unaudited.