

The logo for HarvestETFs, with "Harvest" in white and "ETFs" in orange. The background of the entire page is a close-up, low-angle shot of a large industrial turbine or fan, showing the curved blades and the central hub with several bolts.

HarvestETFs

# Harvest Industrial Leaders Income ETF

Industrial Giants That Drive Innovation

**HIND**

**7.29%**

Current Yield\*  
As at May 30, 2025

June 2025

## Industrials – Why Now?

Industrials is a diverse sector with impressive growth drivers. That means that the revenue generation capabilities of companies within the sector are linked with broader macroeconomic performance. There are strong secular opportunities in this sector.

## The Components of the Industrial Sector

Investors will gain exposure to burgeoning sub-sectors, including aerospace and defence, air freight and logistics, commercial services and supplies, electrical equipment, and ground transportation.

## Morning in America | Recovery

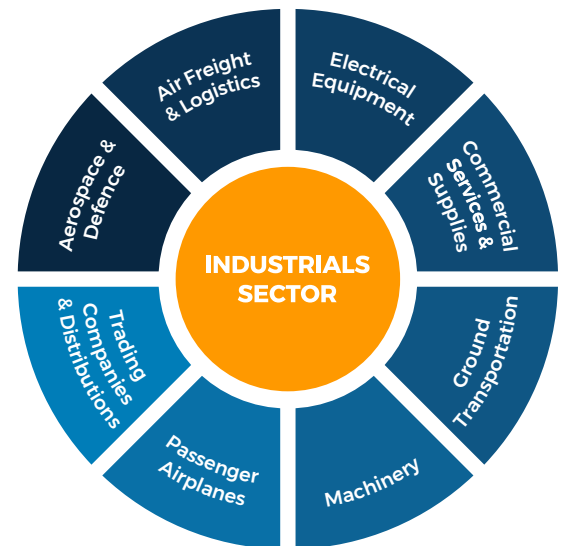
The United States manufacturing industry has built significant momentum in the first half of the 2020s. An industrial renaissance is being fuelled by the three Rs in the US: Recovery, Rebuilding, and Repatriation.

### Catalysts for Growth

- **Revitalizing Tech:** Semiconductor manufacturing and industrial automation
- **Clean Energy Manufacturing:** Demand for EVs, solar, and more
- **Tariffs & Reshoring:** Push for domestic production of steel, auto parts, etc.
- **Legislation:** Tax cuts and capital investment across industrials

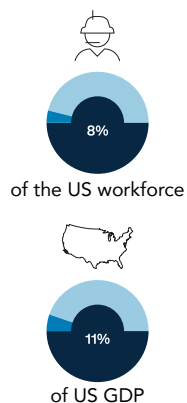
### Strategic Investments for a Robust Future

Significant funds are earmarked for revitalizing America's infrastructure and energy/utilities sectors.

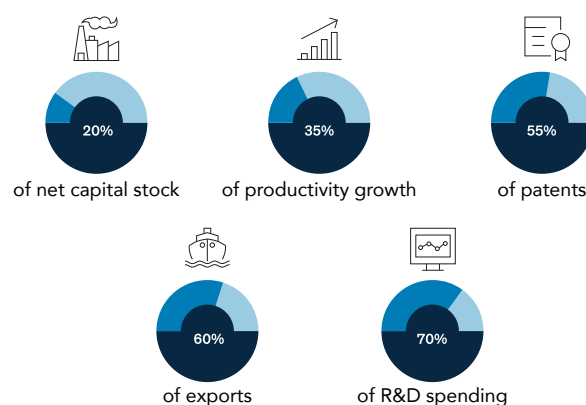


### Manufacturing creates outsized economic impact in the United States

US manufacturing directly accounts for...



...but makes disproportionate contributions to the US economy



Spurs demand in related industries that provide services and inputs

Supports local economies and small suppliers across the country

Source: US Bureau of Economic Analysis; US Bureau of Labor Statistics; McKinsey Global Institute analysis

## Reforging America for the Future | Rebuild

The IIJA has set aside hundreds of billions for roads, bridges, public transit, ports, and airports, as well as electric school and transit buses, EV charging, and more.

## US Manufacturing on the Rise | Repatriate

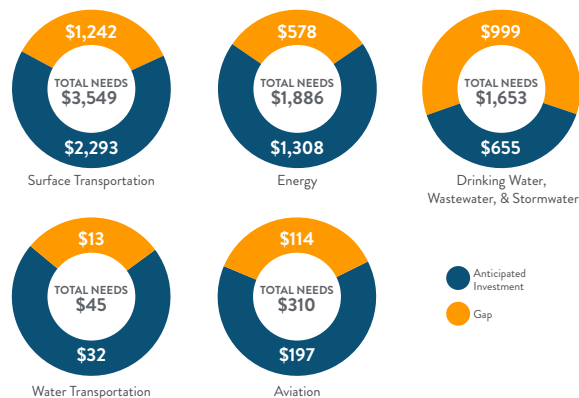
### US Semiconductor Manufacturing

Industry momentum is building to reverse the decline in US semiconductor production. U.S. semiconductor projects valued between \$223 billion and \$260 billion through 2030—\$183 billion of which is already underway or announced.

### A revolution in industrial automation

Industrial automation is transforming rapidly due to reshoring trends, labour shortages, and environmental and political pressures. U.S. manufacturers are investing in advanced technologies to boost productivity and address a shrinking skilled workforce.

### Where does America need investments in infrastructure?



Total Needs - Anticipated Investment = Gap | Dollars in 2022 Billions  
Columns may not add due to rounding.

Source: American Society of Civil Engineers; Bridging the Gap

## HIND | An Industrials ETF with Income

The **Harvest Industrial Leaders Income ETF (HIND:TSX)** offers exposure to this exciting sector. This ETF will seek to provide unitholders with three-pronged investment objectives from its investment stocks of companies in the Industrials sector that are leaders, as determined by the manager:



Opportunity for  
Capital Appreciation



High Monthly  
Cash Distributions



Lower Overall  
Volatility

**HIND**

**7.29%**  
Current Yield\*  
As at May 30, 2025

### Harvest Industrial Leaders Income ETF

### Benefits

- Access to leading industrial companies and emerging trends
- Sector diversification within industrials
- \$0.07 monthly cash distribution per unit
- 7.30% Current Yield (as at June 18, 2025)
- Tax efficient income

## Performance (As at May 30, 2025)

Ticker	1M	3M	6M	YTD	1Y	SI
HIND	4.65	-2.71	-7.39	0.49	6.52	3.23

## About Harvest

Founded in 2009, Harvest is an independent Canadian Investment Fund Manager managing over \$6.6 billion (CAD) in assets for Canadian Investors. At Harvest ETFs, we believe that investors can build and preserve wealth through the long-term ownership of high-quality businesses. This fundamental philosophy is at the core of our investment approach across our range of ETFs. Our core ETF offerings center around covered call strategies, available in these variations: Equity Income, Enhanced Income, Fixed Income, Multi-Asset, Digital Assets, Specialty, and Harvest High Income Shares. In 2025, Harvest expanded its lineup of products, introducing more innovative ETFs to its Specialty, Digital Assets, High Income Shares, and Equity Income lineups.

To learn more about the ETF, please visit [harvestportfolios.com/hind](https://harvestportfolios.com/hind).

---

### Disclaimer

Commissions, management fees and expenses all may be associated with investing in Harvest ETFs (the "Fund(s)" or "ETF(s)") managed by Harvest Portfolios Group Inc. Please read the relevant prospectus before investing. The Funds are not guaranteed, their values change frequently and past performance may not be repeated. The indicated rates of return are the historical annual compounded total returns (except for figures of one year or less, which are simple total returns) including changes in unit value and reinvestment of all distributions and do not take into account sales, redemption, distribution or optional charges or income taxes payable by any securityholder that would have reduced returns. Tax, investment and all other decisions should be made with guidance from a qualified professional.

\*The current yield represents an annualized amount that is comprised of 12 unchanged monthly distributions (using the most recent month's distribution figure multiplied by 12) as a percentage of the closing market price of the Fund. The current yield does not represent historical returns of the ETF but represents the distribution an investor would receive if the most recent distribution stayed the same going forward.

Distributions are paid to you in cash unless you request, pursuant to your participation in a distribution reinvestment plan, that they be reinvested into Class A units of the Fund. If the Fund earns less than the amounts distributed, the difference is a return of capital.

Certain statements included in this communication constitute forward-looking statements ("FLS"), including, but not limited to, those identified by the expressions "expect", "intend", "will" and similar expressions to the extent they relate to the Fund. The FLS are not historical facts but reflect Harvest's, the Manager of the Fund, current expectations regarding future results or events. These FLS statements are subject to a number of risks and uncertainties that could cause actual results or events to differ materially from current expectations. Although Harvest, the Manager of the Fund, believes that the assumptions inherent in the FLS are reasonable, FLS are not guarantees of future performance and, accordingly, readers are cautioned not to place undue reliance on such statements due to the inherent uncertainty therein. Harvest, the Manager of the Fund, undertakes no obligation to update publicly or otherwise revise any FLS or information whether as a result of new information, future events or other such factors which affect this information, except as required by law.

The ETF is listed for trading on the TSX under the ticker symbol HIND. Please see [www.harvestportfolios.com](https://www.harvestportfolios.com) for additional information.