

HBLK

Blockchain Technologies ETF

As at July 31, 2025

The foundation of the next digital revolution

Key Details

TSX Ticker:	HBLK
Currency:	CAD-Unhedged
Management Style:	Index
Eligible:	RRSP RRIF RESP TFSA FHSA
Management Fee:	0.65%
Risk Rating:	High
Distribution Frequency:	Annually, if any

Portfolio Metrics¹

Net Asset Value:	\$20.57
Total Portfolio Holdings:	43
Dedicated Blockchain Holdings*:	33
Dedicated Weight (Market Cap Weighted):	78.0%
Large Cap Holdings:	10
Large Cap Weight (Equally Weighted):	20.3%
Cash and Other Assets:	1.6%

* This is emerging holdings.

Investment Goal

Blockchain Technologies ETF invests in equity securities that are exposed, directly or indirectly, to the development and implementation of blockchain technologies. The portfolio is comprised of a cross section of large-cap established companies and stand alone, emerging blockchain companies. The ETF seeks to track the performance of the Harvest Blockchain Technologies Index and is designed for capital appreciation opportunity.

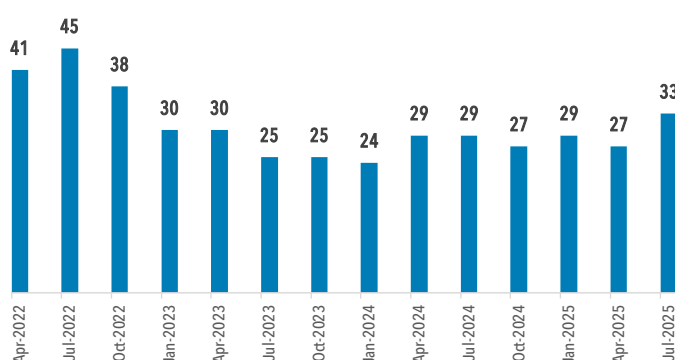
Benefits of Investing in HBLK

- Unique Index Portfolio – a systematic rule-based index
- Leading Technology Mega-trend
- Capital Appreciation Opportunity
- Unhedged Currency
- Competitive Management Fee

Harvest Blockchain Technologies Index

The primary stock index, the Harvest Blockchain Technologies Index, tracks the leading public companies with business activities focused on the blockchain industry in North America. The Index is broken down into two separate segments: Large Cap Blockchain and Dedicated Blockchain. The Index is designed to transition from a combination of both Large Cap Technology Blockchain and Dedicated Blockchain issuers into being focused exclusively on the Dedicated Blockchain segment, as this sector evolves and gains critical mass over 5 growth stages.

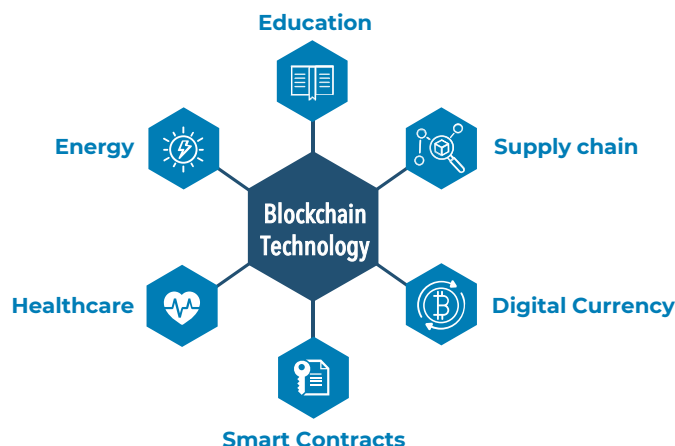
Number of Dedicated Blockchain Segment Companies in HBLK



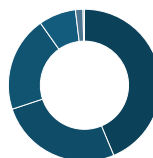
Source: Harvest Portfolios Group Inc. as at July 31, 2025

As at July 31, 2025

Some Blockchain Applications cross Industries



Blockchain Industry Allocation



- Crypto Miners - 43.7%
- Crypto Trading/ Wallets - 26.2%
- Large Cap - 20.3%
- Digital Assets & Services - 7.9%
- Cash and other assets and liabilities - 1.6%
- Transaction Processing/ Staking - 0.3%

Blockchain Technologies ETF Holdings

78.0% of dedicated holdings

Crypto Trading & Wallets				Digital Assets & Services			
Crypto Miners							

20.3% of established holdings

--	--	--	--	--	--	--	--	--	--

Performance (%) (As at July 31, 2025)

Ticker	1M	3M	6M	YTD	1Y	2Y	3Y	4Y	5Y	7Y	SI
HBLK	7.29	42.68	2.36	10.03	22.30	26.93	21.86	-4.11	11.59	15.19	10.11

Disclaimer: Commissions, management fees and expenses all may be associated with investing in Harvest ETFs (the "Fund(s)" or "ETF(s)") managed by Harvest Portfolios Group Inc. The indicated rates of return are the historical annual compounded total returns (except for figures of one year or less, which are simple total returns) including changes in unit value and reinvestment of all distributions and do not take into account sales, redemption, distribution or optional charges or income taxes payable by any securityholder that would have reduced returns. Please read the relevant prospectus before investing. The Funds are not guaranteed, their values change frequently and past performance may not be repeated. Tax, investment and all other decisions should be made with guidance from a qualified professional.

¹ Source: Bloomberg. Average statistics calculated based on portfolio weighted average. The above information is for illustrative purposes only, is estimated and unaudited.