



# Harvest Equal Weight Global Utilities Income ETF

As at September 30, 2021

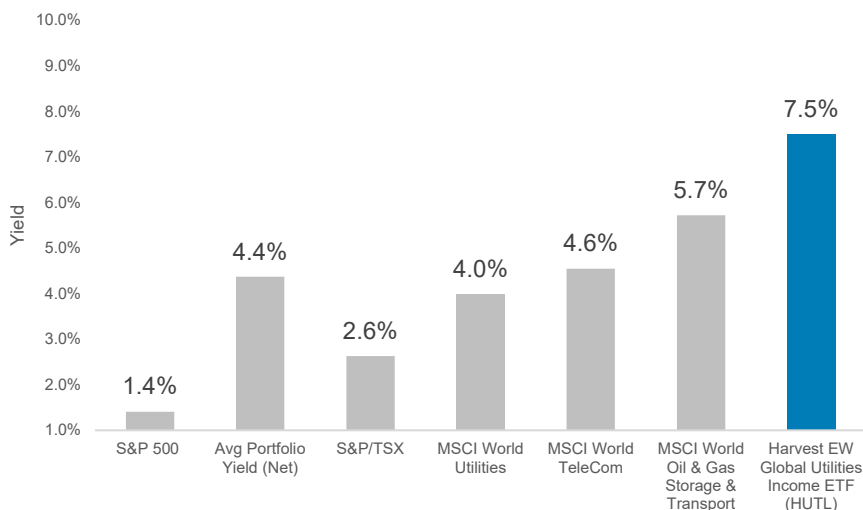
The Harvest Equal Weight Global Utilities Income ETF invests in a portfolio of 30 Global Utilities Issuers selected from a diverse universe of companies in the Utilities, Telecommunication Services, Oil & Gas Storage and Transportation sub-sectors. The portfolio is equally weighted and follows a systematic process in selecting the top 30 largest Global Utility Issuers measured by market capitalization that meet specific dividend characteristics from the Universe. The ETF uses a covered call strategy as a tool to generate additional income and pays a fixed monthly distribution.

Harvest views the Global Utilities Issuers sectors as defensive and an opportunity for portfolio and income diversification.

## Investment Highlights

- Global utility and related sectors are considered defensive with attractive income streams
- Utilities have offered low correlations and lower volatility compared to broad markets
- Sectors offer sustainable cash flows driven by the necessity of every day consumer use
- Monopolistic industries reduce competitive threats and allow for consistent cash flows
- Opportunity for predictable and non-cyclical long-life income streams
- Equally weighted to reduce capitalization effect
- Globally diversified – reduces both regional / geographic and stock specific risks
- Covered call strategy to enhance income

## Global Utility Issuers Offer Attractive Income



Source: Bloomberg, September 30, 2021

## Fund Facts

TSX Ticker:	HUTL
CUSIP:	41754C105
Inception Date:	01/07/2019
Distribution Frequency:	Monthly
Distribution Method:	Cash
Management Fee:	0.50%
Currency:	Hedged to CAD
Risk Rating:	Medium

## Portfolio Metrics\*

Average Market Capitalization:	CA\$52B
Number of Equity Securities:	30
Current Yield (Class A):	7.49%
Recent Distribution per unit	\$0.117
Total Distribution (Class A - Since Inception):	\$3.6146
Average Portfolio Dividend Yield:	5.14 %

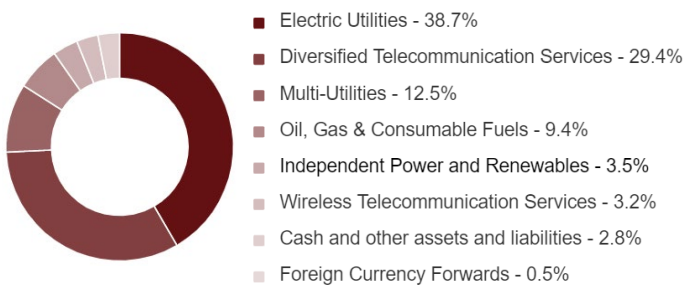
Low Correlations with Markets  
 Consistent Cash Flows  
 Low Volatility Metrics  
 High Income

As at September 30, 2021

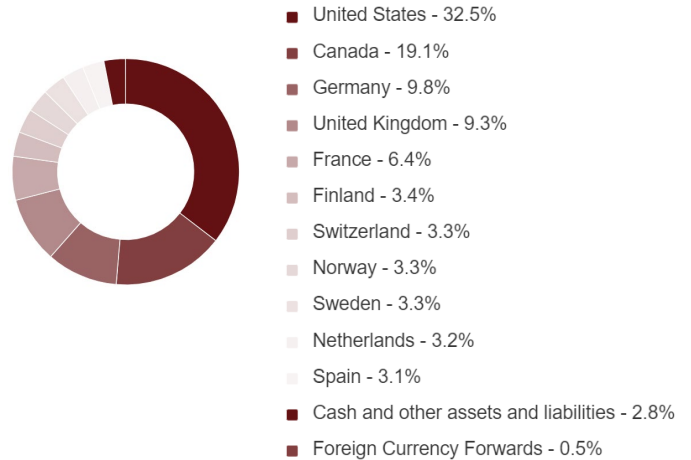
## World Class Portfolio of Utility Companies



## Sub-Sector Allocation



## Geographic Allocation



## Performance (%)

As of September 30, 2021	1 Month	3 Month	6 Month	YTD	1 Year	2 Year	SI
HUTL	-3.29	0.25	2.30	9.39	16.37	-0.57	4.46

1.866.998.8298

harvestportfolios.com

Commissions, management fees and expenses all may be associated with investing in HARVEST Exchange Traded Funds (managed by Harvest Portfolios Group Inc.). Please read the relevant prospectus before investing. The indicated rates of return are the historical annual compounded total returns including changes in unit value and reinvestment of all distributions and do not take into account income taxes payable by any securityholder that would have reduced returns. The funds are not guaranteed, their values change frequently and past performance may not be repeated. Tax, investment and all other decisions should be made with guidance from a qualified professional. Certain statements included in this communication constitute forward-looking statements, including, but not limited to, those identified by the expressions "expect", "intend", "will" and similar expressions to the extent they relate to the Investment Fund. The forward-looking statements are not historical facts but reflect the Fund's, Harvest and the Manager of the Fund's current expectations regarding future results or events. These forward looking statements are subject to a number of risks and uncertainties that could cause actual results or events to differ materially from current expectations. Although the Fund, Harvest and the Manager of the Fund believes that the assumptions inherent in the forward-looking statements are reasonable, forward-looking statements are not guarantees of future performance and, accordingly, readers are cautioned not to place undue reliance on such statements due to the inherent uncertainty therein. The Fund, Harvest and the Manager of the Fund undertakes no obligation to update publicly or otherwise revise any forward-looking statement or information whether as a result of new information, future events or other such factors which affect this information, except as required by law. \*Source: Bloomberg. Average statistics calculated based on portfolio weighted average. Dividend yield (gross) based on Bloomberg indicated 12 month yield of portfolios positions and does not represent the distribution yield paid to investors. The above information is for illustrative purposes only, is estimated and unaudited. Distributions are paid to you in cash. If the Fund earns less than the amounts distributed, the difference is a return of capital.