

TSX HGR

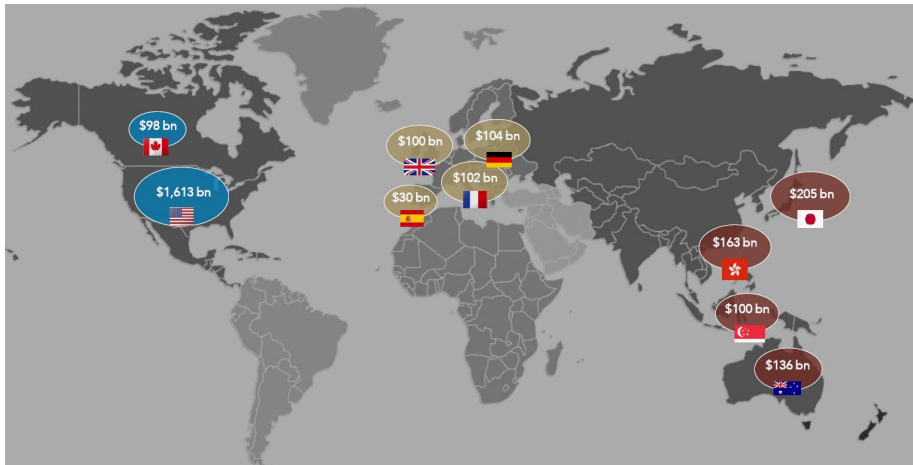
Harvest Global REIT Leaders Income ETF

As at September 30, 2021

Investment Highlights

- **Unique Global Portfolio:** Large cap, dominant real estate issuers in key developed markets
- **Diversification:** Access for Canadians to a variety of Global REITS
- **Attractive income:** Monthly Income with opportunity for capital appreciation
- **Covered Call Strategy:** Monthly call writing on select positions to generate additional income
- **Exposure to Growth Sectors:** Select REITs with exposure to Technology, Healthcare & E-commerce
- **ETF:** Trades on the TSX under the symbol HGR; Currency hedged to CAD

Opportunities Outside Canada



Source: For illustrative purposes. Bloomberg, July 15, 2019.

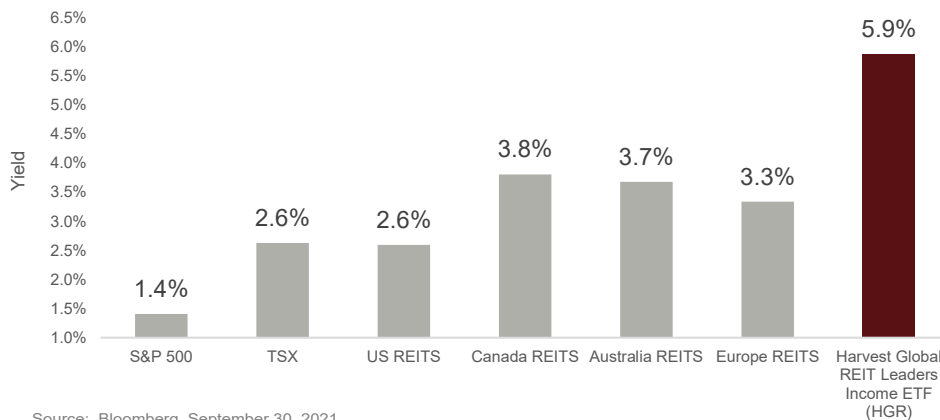
Fund Facts

TSX Ticker:	HGR
CUSIP:	41754X109
Inception Date:	06/14/2017
Distribution Frequency:	Monthly
Distribution Method	Cash or DRIP
Management Fee:	0.85%
Risk Rating:	Medium

Portfolio Metrics*

Average Market Capitalization:	CA\$34B
Number of Equity Securities:	27
Current Yield (Class A):	5.88%
Recent Distribution per unit:	\$0.0458
Total Distribution (Class A - Since Inception):	\$2.3358
Average Portfolio Dividend Yield:	2.96 %

Attractive Income



Source: Bloomberg, September 30, 2021

S&P 500 REIT Index, S&P/ASX Property Index, S&P/TSX REIT Index, FTSE EPRA Nareit Developed Europe REITS Index

Access to Growth Sectors Not Available in Canada

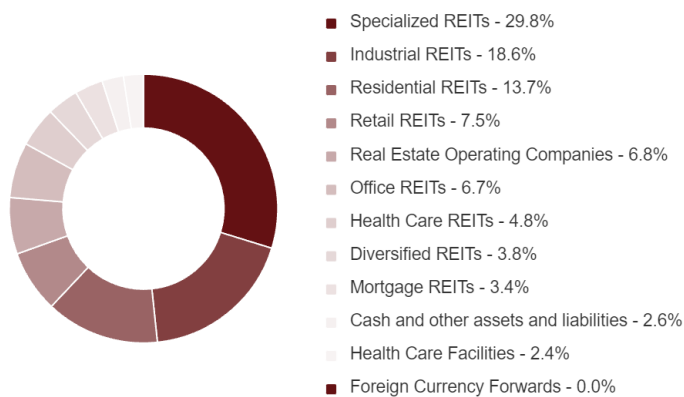
- Global Scale & Quality
- Income Diversification
- Enhanced High Income
- Consistent Cash flows

As at September 30, 2021

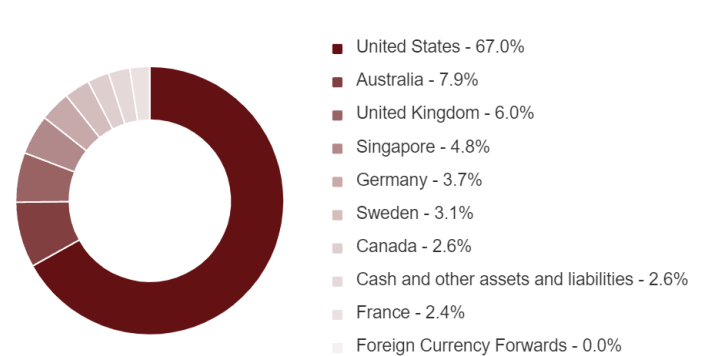
World Class Portfolio of REIT Leaders



Sub-Sector Diversification



Geographic Diversification



Performance (%)

As of September 30, 2021	1 Month	3 Month	6 Month	YTD	1 Year	2 Year	3 Year	4 Year	SI
HGR	-6.73	1.12	11.01	10.67	17.28	0.78	4.96	4.65	4.21

1.866.998.8298

harvestportfolios.com



Commissions, management fees and expenses all may be associated with investing in HARVEST Exchange Traded Funds (managed by Harvest Portfolios Group Inc.). The indicated rates of return are the historical annual compounded total returns including changes in unit value and reinvestment of all distributions and do not take into account income taxes payable by any securityholder that would have reduced returns. Please read the relevant prospectus before investing. The funds are not guaranteed, their values change frequently and past performance may not be repeated. Tax, investment and all other decisions should be made with guidance from a qualified professional. Certain statements included in this communication constitute forward-looking statements, including, but not limited to, those identified by the expressions "expect", "intend", "will" and similar expressions to the extent they relate to the Investment Fund. The forward-looking statements are not historical facts but reflect the Fund's, Harvest and the Manager of the Fund's current expectations regarding future results or events. These forward looking statements are subject to a number of risks and uncertainties that could cause actual results or events to differ materially from current expectations. Although the Fund, Harvest and the Manager of the Fund believes that the assumptions inherent in the forward-looking statements are reasonable, forward-looking statements are not guarantees of future performance and, accordingly, readers are cautioned not to place undue reliance on such statements due to the inherent uncertainty therein. The Fund, Harvest and the Manager of the Fund undertakes no obligation to update publicly or otherwise revise any forward-looking statement or information whether as a result of new information, future events or other such factors which affect this information, except as required by law. *Source: Bloomberg. Average statistics calculated based on portfolio weighted average. Dividend yield (gross) based on Bloomberg indicated 12 month yield of portfolios positions and does not represent the distribution yield paid to investors. P/E calculated based on Bloomberg consensus 12 month forward earnings estimates. Return on Equity (ROE) based on 5 year trailing average ROE. The above information is for illustrative purposes only, is estimated and unaudited. Distributions are paid to you in cash unless you request, pursuant to your participation in a distribution reinvestment plan, that they be reinvested into Class A Units of the Fund. If the Fund earns less than the amounts distributed, the difference is a return of capital.