

As at December 31, 2018

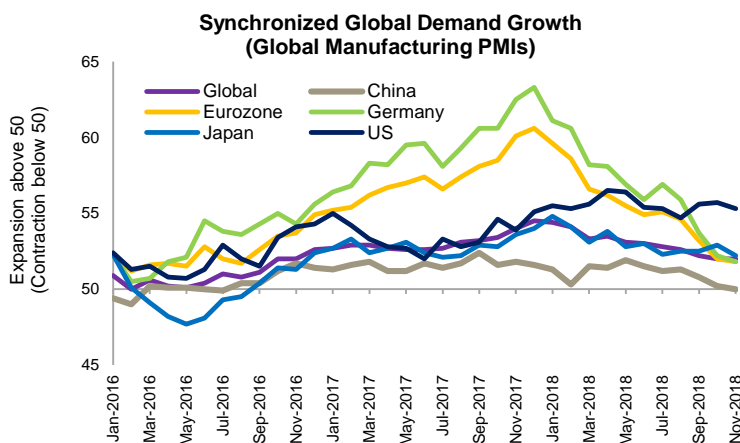
Investment Highlights

- **Quality Global Portfolio:** Companies focused on industrial metals, steels, chemicals, and other materials
- **Complementary for Canadian Investors:** Majority of companies listed on exchanges outside North America
- **Portfolio Allocation:** Movements between sub-sectors, commodity exposure and positions throughout the cycle
- **Selective Covered Calls:** Provide opportunity for increased income in relatively lower yielding sector
- **Quarterly Income:** Quarterly income with opportunity for capital appreciation
- **ETF:** Trades on the TSX under the symbol HRES; currency hedged to CAD

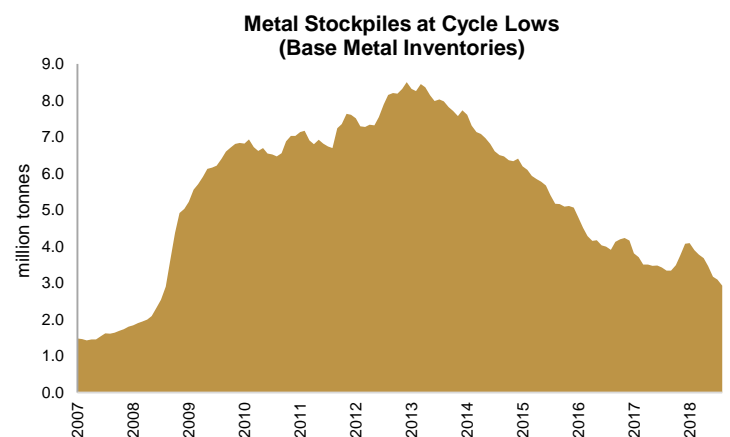
Fund Facts

TSX Ticker:	HRES
CUSIP:	41754Q104
Inception Date:	01/26/2018
Distribution Frequency:	Quarterly
Distribution Method:	Cash
Management Fee:	0.75%
Risk Rating:	High

Robust Global Manufacturing Activity Continues with Metal Stockpiles at Lows

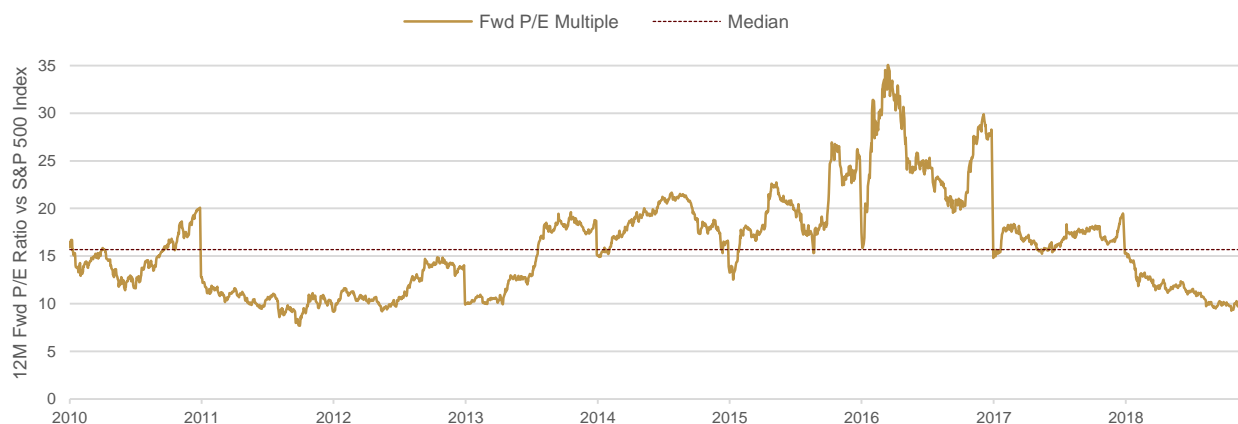


Source: Bloomberg, December 31, 2018



Source: Bloomberg-- Total known Global Stocks of Aly & Copper, plus Global Exchange Stocks for Zinc, Lead, Nickel, December 31, 2018

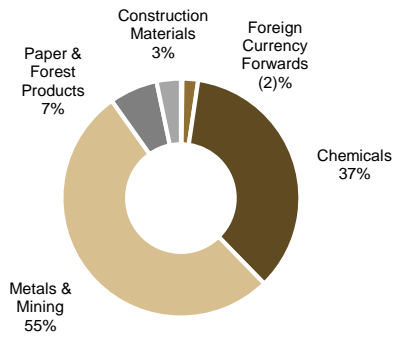
Attractive Valuations



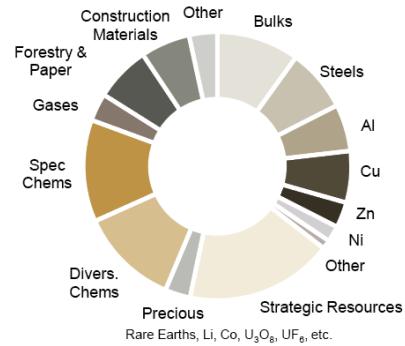
Source: Bloomberg, December 31, 2018



Sub-Sector Diversification

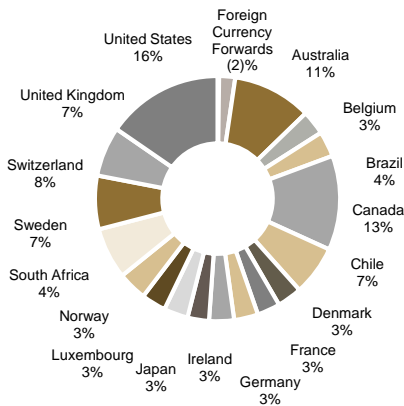


Broad Resource Exposure



Estimated by Harvest using Bloomberg & Company Data; For illustrative purposes only

Geographic Diversification



Portfolio Metrics*

Average Market Capitalization:	CA\$26B
Number of Equity Securities:	30
Current Yield (Class A):	5.82%
Recent Distribution per unit:	\$0.20
Average Portfolio Dividend Yield:	2.16 %
5 Year Average Return on Equity:	11.79 %

1.866.998.8298

harvestportfolios.com



Commissions, management fees and expenses all may be associated with investing in HARVEST Exchange Traded Funds (managed by Harvest Portfolios Group Inc.). Please read the relevant prospectus before investing. The funds are not guaranteed, their values change frequently and past performance may not be repeated. Tax, investment and all other decisions should be made with guidance from a qualified professional. Certain statements included in this communication constitute forward-looking statements, including, but not limited to, those identified by the expressions "expect", "intend", "will" and similar expressions to the extent they relate to the Investment Fund. The forward-looking statements are not historical facts but reflect the Fund's, Harvest and the Manager of the Fund's current expectations regarding future results or events. These forward looking statements are subject to a number of risks and uncertainties that could cause actual results or events to differ materially from current expectations. Although the Fund, Harvest and the Manager of the Fund believes that the assumptions inherent in the forward-looking statements are reasonable, forward-looking statements are not guarantees of future performance and, accordingly, readers are cautioned not to place undue reliance on such statements due to the inherent uncertainty therein. The Fund, Harvest and the Manager of the Fund undertakes no obligation to update publicly or otherwise revise any forward-looking statement or information whether as a result of new information, future events or other such factors which affect this information, except as required by law. *Source: Bloomberg. Average statistics calculated based on portfolio weighted average. Dividend yield based on Bloomberg indicated 12 month yield of portfolios positions and does not represent the distribution yield paid to investors. P/E calculated based on Bloomberg consensus 12 month forward earnings estimates. Return on Equity (ROE) based on 5 year trailing average ROE. The above information is for illustrative purposes only, is estimated and unaudited.