

**HHLE**

# Harvest Healthcare Leaders Enhanced Income ETF

As at December 30, 2022

Current Yield

**10.38%****Enhanced income from a vital sector**

## Fund Facts

TSX Ticker:	HHLE
Management Style*:	Active with Covered Calls
Eligible:	RRSP   RRIF   RESP   TFSA
Risk Rating:	Medium-High
Management Fee:	0.00%
<small>(ETF is subject to fees of the underlying ETF in the portfolio)</small>	
Holdings:	1 ETF
Cash Distribution Per Unit:	\$0.0913
Current Yield:	10.38%
Cash Distribution Frequency:	Monthly
Distribution Method:	Cash or DRIP

## Investment Highlights

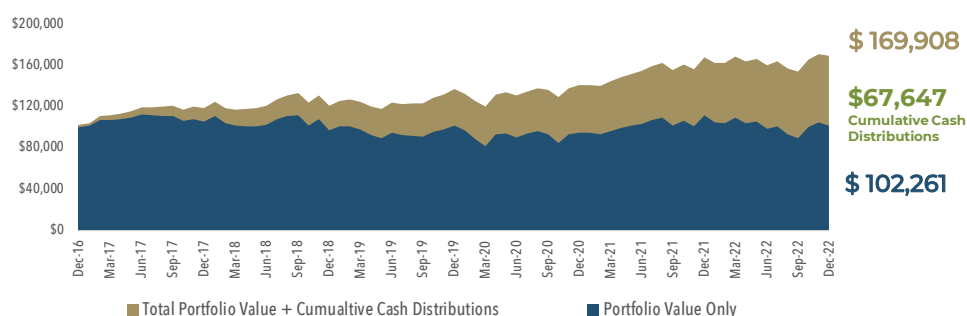
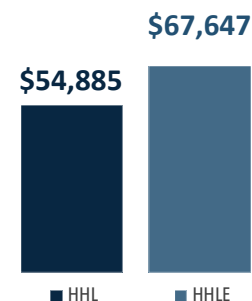
- Access to global trends driving long-term growth in healthcare sector
- Diversified exposure to 20 large capitalization global healthcare stocks
- Covered call strategy to enhance portfolio income potential and lower portfolio volatility
- Modest leverage at approximately 25% to enhance monthly cashflow and growth prospects
- Provides enhanced exposure by investing in Harvest Healthcare Leaders Income ETF (HHL)

The large-cap US healthcare companies held in the **Harvest Healthcare Leaders Income ETF** uniquely combine technological innovation with consistent demand.

## Impact of Enhanced Strategy



## Illustration of Enhanced ETF NAV & Distributions

**Total Value of Indicative Portfolio + Cumulative Cash Distributions****Cumulative Distributions on \$100,000 Investment Oct 2016 - Dec 2022**

Disclaimer: The chart above is based on a hypothetical and historical initial \$100,000 CAD (monthly leverage ratio maintained at approximately 25% subject to rebalancing thresholds of 23% and 27%) into the underlying ETF and only shows the market value using the daily market close on the TSX and identifies the monthly cash distributions paid by such portfolio on a cumulative basis. HHLE ETF live data used as at launch on October 25, 2022. The cash distributions are not compounded or treated as reinvested, and the chart does not take into account sales, redemption, distribution or optional charges or income taxes payable by any unitholder. The chart is not a performance chart and is not indicative of future market values of HHLE or returns on investment in HHLE, which will vary.

## Underlying ETF Key Facts

### ETF Metrics\*

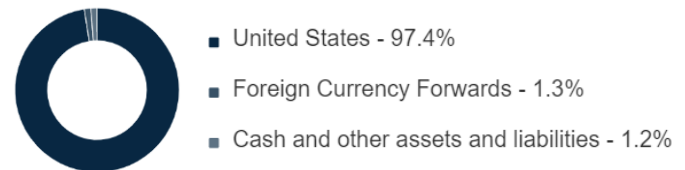
#### Harvest Healthcare Leaders Income ETF

TSX Ticker:	HHL	Average Market Capitalization:	CA\$278B
Number of Equity Securities:	20	Average Portfolio Dividend Yield:	1.76 %
Current Yield(Class A):	8.51%	Average Price to Earnings:	22.4 X
Recent Cash Distribution per unit:	\$0.0583	5 Year Average Return on Equity:	27.63 %

### Sub-Sector Allocation of Underlying ETF



### Geographic Allocation of Underlying ETF



### Underlying ETF Portfolio of Large-Cap Healthcare Leaders



Commissions, management fees and expenses all may be associated with investing in HARVEST Exchange Traded Funds (managed by Harvest Portfolios Group Inc.). Please read the relevant prospectus before investing. The funds are not guaranteed, their values change frequently and past performance may not be repeated. Tax, investment and all other decisions should be made with guidance from a qualified professional. Certain statements included in this communication constitute forward-looking statements, including, but not limited to, those identified by the expressions "expect", "intend", "will" and similar expressions to the extent they relate to the Investment Fund. The forward-looking statements are not historical facts but reflect the Fund's, Harvest and the Manager of the Fund's current expectations regarding future results or events. These forward looking statements are subject to a number of risks and uncertainties that could cause actual results or events to differ materially from current expectations. Although the Fund, Harvest and the Manager of the Fund believes that the assumptions inherent in the forward-looking statements are reasonable, forward-looking statements are not guarantees of future performance and, accordingly, readers are cautioned not to place undue reliance on such statements due to the inherent uncertainty therein. The Fund, Harvest and the Manager of the Fund undertakes no obligation to update publicly or otherwise revise any forward-looking statement or information whether as a result of new information, future events or other such factors which affect this information, except as required by law. \*Source: Bloomberg. Average statistics calculated based on portfolio weighted average. Dividend yield (gross) based on Bloomberg indicated 12 month yield of portfolios positions and does not represent the distribution yield paid to investors. P/E calculated based on Bloomberg consensus 12 month forward earnings estimates. Return on Equity (ROE) based on 5 year trailing average ROE. The above information is for illustrative purposes only, is estimated and unaudited. Distributions are paid to you in cash unless you request, pursuant to your participation in a distribution reinvestment plan, that they be reinvested into Class A units of the Fund. If the Fund earns less than the amounts distributed, the difference is a return of capital. \* Underlying ETF