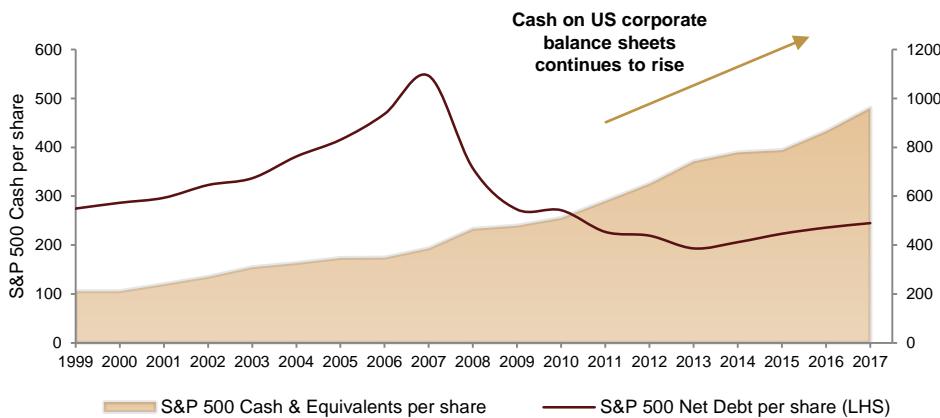


As at December 31, 2018

Investment Highlights

- Diversified portfolio of 25 US Large cap, dividend paying issuers included in the S&P 500 Index
- Companies selected using a proven quantitative process
- Quarterly income with opportunity for capital appreciation
- Available in Canadian and US dollar units
- Currency Hedging: HUL hedged to CAD; HUL.U trades in USD unit and unhedged

Corporate Balance Sheets Strong



Source: Bloomberg as at December 31, 2018

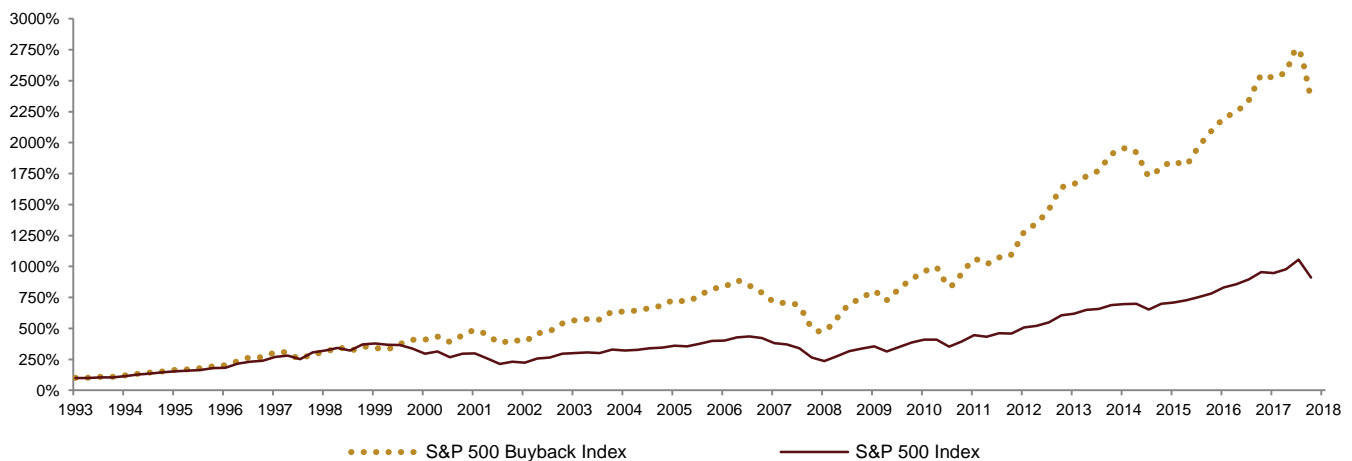
Fund Facts

TSX Ticker:	HUL HUL.U
CUSIP (HUL):	41756A107
CUSIP (HUL.U):	41756A206
Inception Date (HUL):	02/25/2015
Inception Date (HUL.U):	02/25/2015
Distribution Frequency:	Quarterly
Distribution Method	Cash or DRIP
Management Fee:	0.75%
Risk Rating:	Medium

Portfolio Metrics*

Average Market Capitalization:	CA\$162B
Number of Equity Securities:	25
Current Yield (Class A):	5.03%
Recent Distribution per unit:	\$0.10
Average Portfolio Dividend Yield:	2.03 %
Average Price to Earnings:	16.9 X
5 Year Average Return on Equity:	27.70 %

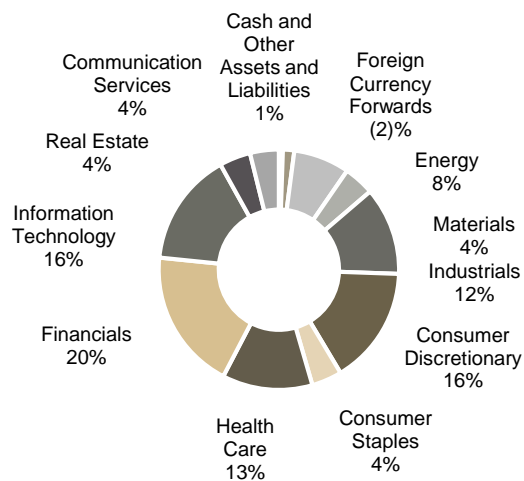
Buyback Strategies have Outperformed



Source: Bloomberg as at December 31, 2018



Sub-Sector Diversification



Performance (%)

As of December 31, 2018	1 Month	3 Month	6 Month	YTD	1 Year	2 Year	3 Year	SI
HUL	-8.76	-15.09	-8.89	-10.68	-10.68	2.77	5.80	0.60
HUL.U	-8.57	-14.70	-8.31	-10.04	-10.04	3.38	6.55	1.42

1.866.998.8298

harvestportfolios.com



Commissions, management fees and expenses all may be associated with investing in HARVEST Exchange Traded Funds (managed by Harvest Portfolios Group Inc.). The indicated rates of return are the historical annual compounded total returns including changes in unit value and reinvestment of all distributions and do not take into account income taxes payable by any securityholder that would have reduced returns. Please read the relevant prospectus before investing. The funds are not guaranteed, their values change frequently and past performance may not be repeated. Tax, investment and all other decisions should be made with guidance from a qualified professional. Certain statements included in this communication constitute forward-looking statements, including, but not limited to, those identified by the expressions "expect", "intend", "will" and similar expressions to the extent they relate to the Investment Fund. The forward-looking statements are not historical facts but reflect the Fund's, Harvest and the Manager of the Fund's current expectations regarding future results or events. These forward looking statements are subject to a number of risks and uncertainties that could cause actual results or events to differ materially from current expectations. Although the Fund, Harvest and the Manager of the Fund believes that the assumptions inherent in the forward-looking statements are reasonable, forward-looking statements are not guarantees of future performance and, accordingly, readers are cautioned not to place undue reliance on such statements due to the inherent uncertainty therein. The Fund, Harvest and the Manager of the Fund undertakes no obligation to update publicly or otherwise revise any forward-looking statement or information whether as a result of new information, future events or other such factors which affect this information, except as required by law. *Source: Bloomberg. Average statistics calculated based on portfolio weighted average. Dividend yield based on Bloomberg indicated 12 month yield of portfolios positions and does not represent the distribution yield paid to investors. P/E calculated based on Bloomberg consensus 12 month forward earnings estimates. Return on Equity (ROE) based on 5 year trailing average ROE. The above information is for illustrative purposes only, is estimated and unaudited.