

**TRVI**

# Harvest Travel & Leisure Income ETF

As at June 30, 2025

Current Yield <sup>1</sup>**9.52%**

## Equity Income from Travel Leaders

### Key Details

TSX Ticker:	TRVI
Management Style:	Index (with Covered Calls)
Eligible:	RRSP   RRIF   RESP   TFSA   FHSA
Cash Distribution Frequency:	Monthly
Distribution Method:	Cash or DRIP
Management Fee:	0.75%
Risk Rating:	High

### Portfolio Metrics<sup>2</sup>

Net Asset Value:	\$20.16
Number of Equity Securities:	30
Current Yield:	9.52%
Recent Cash Distribution per Unit:	\$0.1600
Total Cash Distribution:	\$4.1600
Average Market Capitalization*:	CA\$84B
Average Gross Dividend Yield*:	1.57 %

\* This is a weighted average value.

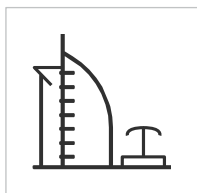


### Investment Goal

The Harvest Travel & Leisure Income ETF has been designed to replicate, to the extent reasonably possible, and before fees and expenses, the performance of the Solactive Travel & Leisure Index GTR (the "Index"), net of expenses and to provide monthly cash distributions. The ETF intends to invest in the constituent securities of the Index in the same proportion as they are reflected in the Index, while writing covered call options on up to 33% of the portfolio securities to enhance income. The level of covered call option writing may vary based on market volatility and other factors.

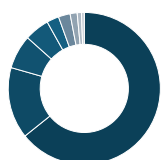
### Benefits of Investing in TRVI

- 30 dominant, large capitalization Travel & Leisure companies listed in North America
- Monthly cash distributions with opportunity for capital appreciation
- Index portfolio diversified across broad travel related sectors
- Long-term growth drivers: demographic trends and consumer preferences
- Portfolio capturing pent-up and long-term demand for travel
- Covered call strategy used to enhance portfolio income potential and lower portfolio volatility

### A Diverse Set of Travel & Leisure Industries

**Airlines****Hotels & Resorts****Cruise Lines****Booking****Casinos & Gaming**

## Sub-Sector Allocation



- Hotels, Resorts & Cruise Lines - 64.3%
- Passenger Airlines - 15.2%
- Casinos & Gaming - 7.2%
- Other Specialized REITs - 5.3%
- Hotel & Resort REITs - 2.6%
- Single-Family Residential REIT - 2.5%
- Cash and other assets and liabilities - 1.5%
- Leisure Facilities - 0.9%
- Foreign Currency Forwards - 0.6%

## Index Methodologies

The Solactive Travel & Leisure Index GTR intends to track the price movements of the 30 largest travel related companies by company market capitalization that are listed on a regulated stock exchange in North America.

The Index is reconstituted semi-annually. Following each reconstitution, the Index will be market capitalization weighted subject to a maximum 10% weight at the time of rebalancing. This is an Index of Solactive AG and is calculated and distributed by Solactive AG.

## Diverse, Multi-Sectoral Portfolio of Travel Companies

Airlines			Hotels & Resorts				Casinos & Gaming		Cruise Lines	Booking
AIR CANADA	DELTA	Copa Airlines	Hilton	HOST HOTELS & RESORTS	WYNDHAM HOTEL GROUP	SUN COMMUNITIES, INC.	Wynn	CAESARS ENTERTAINMENT	Royal Caribbean INTERNATIONAL	expedia group
Southwest	American Airlines	UNITED	Marriott HOTELS RESORTS SUITES	VAIL RESORTS EXPERIENCE OF LUXURY	RYMAN	APPLE HOSPITALITY, INC.	red rock CASINO RESORT SPA Las Vegas	Sands	Carnival	BOOKING HOLDINGS
Alaska Air Group			HYATT	VICI	CHOICE HOTELS		MGM RESORTS INTERNATIONAL	BOYD GAMING	NORWEGIAN CRUISE LINE	airbnb

## Performance (%) (As at June 30, 2025)

Ticker	1M	3M	6M	YTD	1Y	2Y	SI
TRVI	5.54	11.80	-2.13	-2.13	11.87	9.40	14.28

**Disclaimer:** Commissions, management fees and expenses all may be associated with investing in Harvest ETFs (the "Fund(s)" or "ETF(s)") managed by Harvest Portfolios Group Inc. The indicated rates of return are the historical annual compounded total returns (except for figures of one year or less, which are simple total returns) including changes in unit value and reinvestment of all distributions and do not take into account sales, redemption, distribution or optional charges or income taxes payable by any securityholder that would have reduced returns. Please read the relevant prospectus before investing. The Funds are not guaranteed, their values change frequently and past performance may not be repeated. Tax, investment and all other decisions should be made with guidance from a qualified professional.

Distributions are paid to you in cash unless you request, pursuant to your participation in a distribution reinvestment plan, that they be reinvested into the Class of units that you own of the Fund. If the Fund earns less than the amounts distributed, the difference is a return of capital.

Depending on the Fund's mandate, distributions on the units, if any, may consist of income, including foreign source income, dividends from taxable Canadian corporations and capital gains, less the expenses and may include returns of capital.

1 The current yield represents an annualized amount that is comprised of 12 unchanged monthly distributions (using the most recent month's distribution figure multiplied by 12) as a percentage of the closing market price of the Fund. The current yield does not represent historical returns of the ETF but represents the distribution an investor would receive if the most recent distribution stayed the same going forward.

2 Source: Bloomberg. Average statistics calculated based on portfolio weighted average. Dividend yield (gross) based on Bloomberg indicated 12 month yield of portfolios positions and does not represent the distribution yield paid to investors. P/E calculated based on Bloomberg consensus 12 month forward earnings estimates. Return on Equity (ROE) based on 5 year trailing average ROE. The above information is for illustrative purposes only, is estimated and unaudited.

### Solactive Indices

The financial instrument is not sponsored, promoted, sold or supported in any other manner by Solactive AG nor does Solactive AG offer any express or implicit guarantee or assurance either with regard to the results of using the Index and/or Index trade name or the Index Price at any time or in any other respect. The Index is calculated and published by Solactive AG. Solactive AG uses its best efforts to ensure that the Index is calculated correctly. Irrespective of its obligations towards the Issuer, Solactive AG has no obligation to point out errors in the Index to third parties including but not limited to investors and/or financial intermediaries of the financial instrument. Neither publication of the Index by Solactive AG nor the licensing of the Index or Index trade name for the purpose of use in connection with the financial instrument constitutes a recommendation by Solactive AG to invest capital in said financial instrument nor does it in any way represent an assurance or opinion of Solactive AG with regard to any investment in this financial instrument.