

TRVL

Harvest Travel & Leisure Index ETF

As at May 30, 2025

Access the long-term growth prospects of travel & leisure

Key Details

TSX Ticker:	TRVL TRVL.U
Currency (TRVL):	CAD-Unhedged
Currency (TRVL.U):	US Dollar
Management Style:	Index
Eligible:	RRSP RRIF RESP TFSA FHSA
Management Fee:	0.40%
Risk Rating:	High
Net Asset Value (Class A):	\$28.46
Average Market Capitalization:	CA\$80B
Number of Equity Securities:	30
Distribution Frequency:	Annually, if any

Investment Goal

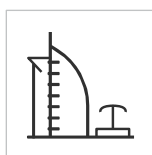


The Harvest Travel & Leisure Index ETF provides investors access to a diversified portfolio of large capitalization companies that own or operate travel related businesses. Harvest believes that prior to the pandemic, global travel growth had structural long-term drivers and, in the shorter term, these companies stand to benefit from a resumption in travel following global shutdowns.

The Harvest Travel & Leisure Index ETF has been designed to replicate, to the extent possible, the performance of the Solactive Travel & Leisure Index GTR (the "Index"), net of expenses. The ETF intends to invest in and hold the constituent securities of the Index in the same proportion as they are reflected in the Index.

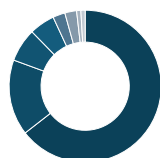
Benefits of Investing in TRVL

- The top 30 dominant, large capitalization Travel & Leisure companies listed in North America
- Diversified across broad travel related sectors
- Sub-sectors have been disproportionately impacted by the shutdowns versus many other sectors
- Long term structural growth drivers were in place prior to pandemic and expected to resume
- Portfolio well positioned to benefit from resumption and pent-up demand for travel
- Index structure

Areas Hardest Hit by the Pandemic may Benefit Most from Rebounding Demand

**Airlines****Hotels & Resorts****Cruise Lines****Booking****Casinos & Gaming**

Sub-Sector Allocation































- Hotels, Resorts & Cruise Lines - 64.4%
- Passenger Airlines - 16.1%
- Casinos & Gaming - 7.1%
- Other Specialized REITs - 5.4%
- Hotel & Resort REITs - 2.6%
- Single-Family Residential REIT - 2.5%
- Leisure Facilities - 0.9%
- Cash and other assets and liabilities - 0.9%

Index Methodologies

The Solactive Travel & Leisure Index TR intends to track the price movements of the 30 largest travel related companies by company market capitalization that are listed on a regulated stock exchange in North America.

The Index is reconstituted semi-annually. Following each reconstitution, the Index will be market capitalization weighted subject to a maximum 10% weight at the time of rebalancing. This is an Index of Solactive AG and is calculated and distributed by Solactive AG.

Diverse, Multi-Sectoral Portfolio of Travel Companies

Airlines			Hotels & Resorts				Casinos & Gaming		Cruise Lines		Booking
 AIR CANADA	 DELTA	 Copa Airlines	 Hilton	 HOST HOTELS & RESORTS	 WYNDHAM HOTEL GROUP	 SUN SUN COMMUNITIES, INC.	 Wynn RESORTS	 CAESARS ENTERTAINMENT	 Royal Caribbean INTERNATIONAL	 expedia group	
 Southwest	 American Airlines	 UNITED	 Marriott HOTELS · RESORTS · SUITES	 VAIL RESORTS EXPERIENCE OF A LIFETIME	 RYMAN TOURISM HOSPITALITY PROPERTIES, INC.	 CHOICE HOTELS	 red rock CASINO · RESORT · SPA Las Vegas	 Sands CASINOS & RESORTS GROUP	 Carnival	 BOOKING HOLDINGS	
 Alaska Air Group			 HYATT	 VICI			 MGM RESORTS INTERNATIONAL	 BOYD GAMING	 NORWEGIAN CRUISE LINE	 VIKING	 airbnb

Performance (%) (As at May 30, 2025)

Ticker	1M	3M	6M	YTD	1Y	2Y	3Y	4Y	SI
TRVL	10.31	-9.85	-8.74	-8.29	18.63	19.97	14.42	5.87	8.37
TRVL.U	10.82	-4.97	-6.90	-3.94	17.82	19.32	11.35	2.53	6.62

Disclaimer: Commissions, management fees and expenses all may be associated with investing in Harvest ETFs (the "Fund(s)" or "ETF(s)") managed by Harvest Portfolios Group Inc. The indicated rates of return are the historical annual compounded total returns (except for figures of one year or less, which are simple total returns) including changes in unit value and reinvestment of all distributions and do not take into account sales, redemption, distribution or optional charges or income taxes payable by any securityholder that would have reduced returns. Please read the relevant prospectus before investing. The Funds are not guaranteed, their values change frequently and past performance may not be repeated. Tax, investment and all other decisions should be made with guidance from a qualified professional.

Solactive Indices

The financial instrument is not sponsored, promoted, sold or supported in any other manner by Solactive AG nor does Solactive AG offer any express or implicit guarantee or assurance either with regard to the results of using the Index and/or Index trade name or the Index Price at any time or in any other respect. The Index is calculated and published by Solactive AG. Solactive AG uses its best efforts to ensure that the Index is calculated correctly. Irrespective of its obligations towards the Issuer, Solactive AG has no obligation to point out errors in the Index to third parties including but not limited to investors and/or financial intermediaries of the financial instrument. Neither publication of the Index by Solactive AG nor the licensing of the Index or Index trade name for the purpose of use in connection with the financial instrument constitutes a recommendation by Solactive AG to invest capital in said financial instrument nor does it in any way represent an assurance or opinion of Solactive AG with regard to any investment in this financial instrument.